

NEWS '22



BATHROOM

12 Solid

44 Diva

CERAMIC

122 Teorema 2.0 Plus

142 Update 2022

_ Teorema 2.0

_ Glam

_ Etra

164 DecorART

172 Specifications

NEWS '22



SCARABEO®

Company

Scarabeo Ceramiche è un'azienda italiana specializzata nella produzione di sanitari e arredo bagno innovativi e dal design originale. Dal 1974 mette a frutto la propria capacità di dare forma alla ceramica e trasformarla in lavabi e sanitari dallo stile unico e inconfondibile conquistando nel tempo un successo di carattere internazionale che ha portato il brand a posizionarsi come un vero e proprio punto di riferimento per chi cerca idee nuove con cui arredare il bagno. Il saper interpretare il bagno offrendo design e funzionalità ha da sempre contraddistinto l'indole dell'azienda: competenza ed esperienza al servizio di una grande squadra che opera partendo da un'idea che, grazie alle infinite possibilità di lavorazione della ceramica, prende forma e si tramuta in un arredo completo, efficiente, esteticamente appagante e in grado di definire con carattere la personalità di un bagno. La continua ricerca di novità e la capacità di sapersi costantemente evolvere in accordo con le diverse esigenze manifestate dal mercato hanno permesso a Scarabeo di comporre una gamma molto ampia e sempre in crescita non solo di lavabi e sanitari ma anche di complementi di arredo ed accessori unici e di qualità impeccabile.

Scarabeo Ceramiche is an Italian company specialized in the production of innovative and original sanitary ware and bathroom furniture. Since 1974 it has been making use of its own ability to give shape to ceramic and turn it into washbasins and WCs with a unique style. This has allowed to gain over time an international success that has made the brand a real reference point for people searching new ideas for their own bathroom. The interpretation of the bathroom by giving design and functionality has always characterized the nature of the company: competence and expertise in the service of a great team acting by starting from an idea which, thanks to the unlimited possibilities of the manufacturing of ceramic, takes shape and turns into a complete, efficient, aesthetically satisfying fitting that can strongly define the character of a bathroom. The continuous search for innovation and the ability to constantly evolve according to the different needs of the markets allowed Scarabeo to create a very wide and ever-growing range of washbasins, WC pans and even unique bathroom furniture and accessories of impeccable quality.


DESIGN PLUS



German
Design Award



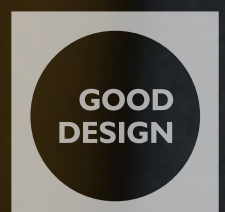
A'DESIGN AWARD



中国好设计
China Good Design



archiproducts
DESIGN AWARDS
—
WINNER 2017



FEDERLEGNOARREDO

Artigianali

A Civita Castellana la lavorazione della ceramica ha origini antichissime, che risalgono all'epoca pre-romana. Nell'arco dei secoli le tecniche di lavorazione e i processi produttivi si sono affinati fino a raggiungere l'eccellenza. La ceramica di Scarabeo attraverso la sua produzione si ripropone di recuperare la tecnica dei vari processi lavorativi che tanto sono stati importanti nella tradizione della città. Ogni pezzo viene sottoposto a controlli e attenzioni continue, per correggere qualsiasi imperfezione, garantendo così qualità e bellezza, tanto da avere un apprezzamento crescente sia in ambito nazionale che internazionale.

In Civita Castellana, the ceramic processing industry has ancient origins dating back to the pre-Roman era. Over the course of the centuries, the processing techniques and production processes have evolved to reach high standards of excellence. With its ceramic products, Scarabeo aims to recover the techniques and various processing phases which have been so important for the city's heritage. All items are constantly checked and inspected in order to correct any imperfections and guarantee their quality and beauty; as a result, they are receiving growing appreciation at a national and international level.





Designer

**Giovanna
Talocci**



Designer, painter and sculptor, he diversified his activities to include the creation of artistic works, setting up of temporary architectural works and installations, and interior furnishing and design. In 2002, he opened his studio - situated in the Viterbo area - and quite naturally made his way into the sanitary ceramics production industry. He designs various collections for companies of the sector and collaborates with Scarabeo on a stable basis.

**Chiara
Valeri**



Interior architect and designer since the 1970s. A natural curiosity for innovation, material research and technology, profound observation of the surrounding reality enabled her to design for prestigious companies, in completely unrelated fields. The same traits are now the pivotal elements in the work of the Talocci Design studio, which specialises in: product design, exhibition design, interior design, event organisation, integrated communication, art direction. Giovanna Talocci has received numerous acknowledgments, among them three ADI Design Index selections, four referrals at the Compasso D'Oro award and four Design Plus prizes. Alongside her design activities, she also works as cultural events curator and consultant for various trade exhibitions, anchor woman and guest of television programmes on design, and lecturer at universities and design schools. She has been a member of ADI (Industrial Design Association) since 1979 and of the ADI National Steering Committee since 2004. In addition, she was a member of the first Italian Council for Design.

**Massimiliano
Braconi**

Born in Rome on 21st March 1969, she completed her artistic studies by earning the title of "Master Ceramics Artist" in 1988, after which she began to dedicate herself to artistic ceramics. Subsequently, in 1990, she earned a Diploma in Applied Arts from the "Ulterico Midossi" State Institute of Art in Civita Castellana. In 1990 she graduated from the Rome Fine Arts Academy with a degree in Theatre and Cinema Scenic Design with full marks. She initially embarked on a career in theatre scenic design and subsequently continued her studies in furnishing and design issues. She has created interior design projects for both private customers and retail businesses, while simultaneously collaborating with companies operating in the bathroom furnishing and crockery sectors for outfitting trade fair stands. Since 1997 she has been predominantly focusing on the industrial design sector by collaborating with companies operating in the Civita Castellana industrial scenario.

Lukasz Bertoli _ Graduated in Industrial Design at Politecnico di Milano, Lukasz soon began collaborating with Polidesign and TD studio to develop products for many famous Italian companies such as Chicco and Gardesana. From 2004 to 2008 he was a senior industrial designer at GP designpartners in Vienna where his responsibilities included designing products for brands like Philips, Siemens, Citroen, Doppelmayr, Vienna Acoustics, Tchibo, NXP, Boesendorfer, HEI, Conlastic.

Carlo Ciciliot _ Born in 1982 Carlo graduated in International Relationships at Università degli Studi di Bologna with a Master's in Organization and Economic Development (MOSE) at Profingest Management School. After an important experience at the marketing office of a well established group in the construction sector, he became account manager at Emo design consultancy in 2009.

Davide Vercelli

Giovanni Calisti dedicates himself to art studies and in 1996 gets the qualification of "Maestro d'Arte della Ceramica" (Master of Ceramic Arts). His big passion flew into very appreciated painting and sculpture. He diversifies his activities from creation of artworks to modelling wash basins for a long-established factory in Civita Castellana named ICA. In 1974 he creates SCARABEO, a factory producing exclusively bathroom accessories that makes a name for itself in the European market in few years. In the middle of the nineties he designs different ranges of basins effortlessly. To this day, these ranges are some of the most appreciated of SCARABEO. Always searching for new stimulus, he charts new courses thanks to his clear strategy based on design.



Emo Design



Designer and Engineer Davide Vercelli founded his own firm in 2005 after being a researcher at the Politecnico di Torino. Ever since fond of project culture, of the ways how technological conception and production, communication and marketing strategies interfere in the making and the presentation of a product, he developed through the years a consistent series of co-operation jobs with design companies of different production fields.

A multi-disciplinary and cross-sectoral approach has enabled the studio over the years to support our customers as a global consultant, dealing with product, brand design, brand strategy and exhibit.

From 2013 the studio follows and designs end the main collective event of Cersaie (Aggregati, Cer-Sea, Cer-Style, Cer-Sail, Milleluci, The sound of design), dedicated to contract and wellness.

Numerous are the teaching experiences in co-operation with different institutes and universities such as the Faculty of Design at the Milan Polytechnic University, and I.E.D.. He boasts various international awards: thirteen selections for Adi Design Index, two at Compasso d'Oro, two awards at Young and Design, three Design Plus, one first prize at the International Design Awards, TWO Good Design Award AND ONE IF AND GERMAN DESIGN COUNCIL



Giovanni Calisti

References

AUSTRALIA

Grand Mercure Hotel NSW
Melbourne Convention Center
Waters Edge Apartments, West End, Brisbane
Mt.Lawley Apartments, Perth
New Quay Apartments, Docklands, Melbourne
Paddington Terraces, Paddington, New South Wales
CeVue Apartments Scarborough, Western Australia
Burswood Apartments Tower 5, Burswood, Perth
ANZ Head Office, Docklands, Melbourne, Victoria
The Village, Balgowlah, New South Wales
Nola Road Apartments, Roseville, Sydney, New South Wales
Westfield Shopping Centre, Plenty Valley, Melbourne, Victoria
State Circle Apartments, Canberra, Australian Capital Territory

EMIRATES

Elite Residence
Park Island
The Lofts
Princess Tower
Jumeirah Park

GREECE

Poseidon SA
Minoa Palace
Holiday Inn Athens
66-68 Boundary Street
Royal Plaza Hotel
Hung Hom Bay, KIL11120

HONG KONG

Providence Bay

ISRAEL

Crown Plaza - Intercontinental, Tel Aviv
King's Hotel, Jerusalem
Carlton Dead Sea, Jerusalem

NEW ZEALAND

Novotel Auckland Airport


SINGAPORE

Visioncrest Residences
Holland Residences
Suncottages
Suites @ Orchard
831 Upper Serangoon Road
Waterfront Isle by Far East Development
Hillsta by Far East Development

KOREA

PoongRim Apartment Incheon
Pentaport Commercial and Residential Complex
Queendom Apartments, Busan
Lafolium Town House Samsung Heavy Industries
Bill Polaris Villa
Caelum Villa
Xii Apartment
Star Class Villa
GS Apartment
The Hill Apartment
Herrman Haus
Lotte Hotel Lotte Group
Lafolium Town House
PoongDong Apartment
I-Park Commercial and Residential
Complex Building
JW Marriott Seoul







BATHROOM

SOLID

by Scarabeo

Scarabeo interpreta ancora una volta l'ambiente bagno attraverso la progettazione di un nuovo sistema di arredo volto ad offrire, oltre all'estetica e alla funzionalità, la possibilità di un'elevata personalizzazione.


Nasce SOLID, la quinta essenza della versatilità. Diversi elementi perfettamente abbinabili ed integrabili tra loro concorrono a creare soluzioni di design che rispondono ad ogni tipologia di esigenza o gusto.

Once again Scarabeo interprets the bathroom space with a new system that offers appealing aesthetics, functionality and a high customization level.

Its name is SOLID, the fifth essence of versatility. Multiple elements can be perfectly combined to create design solutions capable of satisfying all needs and tastes.







SOL21



Art. 2903 _ORS
L69 P43,5 H77 Cm
Consolle a terra per lavabo 60 cm
Floor-standing table for washbasin 60 cm

Art. 2916 _01
L59 P43,5 H30 Cm
Cassetto 59 x h30 cm
Drawer 59 x h30 cm

Art. 2203
60 x 60 Cm
Specchio rettangolare retroilluminato
Rectangular backlit mirror

SOL21

Washbasin
TEOREMA 2.0 60R
Art. 5105 _41
60 x 46 Cm



SOL21










SOL22b







La parte inferiore della struttura si presta a zona contenitiva attraverso l'opzione della mensola semplice o di cassetti disponibili nelle altezze di cm 20 e cm 30. Entrambi le soluzioni offrono la scelta tra 5 diverse finiture del legno (Alpaca, Cesio Verde, Macassar, Rovere Brizzo e Rovere Nodato). I cassetti, inoltre, sono proposti anche nelle nuove finiture Nero opaco e Bianco lucido.

The lower part of the structure can be used as container with a shelf or drawers with 20 cm and 30 cm height. Both solutions are available in 5 wooden finishes (Alpaca, Cesio Verde, Macassar, Rovere Brizzo and Rovere Nodato). The drawers are also available in the new matt black and glossy white finishes.

SOLID

Art. 2903 _NROP
L69 P43,5 H77 Cm
Consolle a terra per lavabo 60 cm
Floor-standing table for washbasin 60 cm


Art. 2916 _01
L59 P43,5 H30 Cm
Cassetto 59 x h30 cm
Drawer 59 x h30 cm

Art. 2201
Ø50 Cm
Specchio tondo retroilluminato
Round backlit mirror

SOL23

Washbasin
TEOREMA 2.0 60 SHELF DX®
Art. 5114 _41
60 x 44 Cm





Art. 2903 _NROP
L69 P43,5 H77 Cm
Consolle a terra per lavabo 60 cm
Floor-standing table for washbasin 60 cm

Art. 2916 _01
L59 P43,5 H30 Cm
Cassetto 59 x h30 cm
Drawer 59 x h30 cm

Art. 2203
60 x 60 Cm
Specchio rettangolare retroilluminato
Rectangular backlit mirror

SOL24

Washbasin
TEOREMA 2.0 60R
Art. 5105 _35
60 x 46 Cm





SOL24





SOL25







SOL26



SOLID CONFIGURATOR

SOLID con lavabo Teorema 2.0
 SOLID with Teorema 2.0 washbasin
 SOLID avec lavabo Teorema 2.0
 SOLID mit Waschbecken Teorema 2.0
 SOLID con lavabo Teorema 2.0
 SOLID с умывальником Теорема 2.0

60 cm = Art: 5105 - 5114 - 5117
 80 cm = Art: 5110 - 5115 - 5118 - 5123
 100 cm = Art: 5106/R-100/A - 5106/R-100/B - 5119 - 5120 - 5124



SOLID con mensola superiore e lavabo generico*
 SOLID with upper shelf and generic washbasin*
 SOLID avec tablette supérieure et lavabo générique*
 SOLID mit Ablage oben und Standardwaschbecken*
 SOLID con repisa superior y lavabo genérico*
 SOLID с верхней полкой и стандартным умывальником*



Art. 2901 - 100 cm



Art. 2902 - 80 cm



Art. 2903 - 60 cm



Art. 2905 - p 45,5 cm



Art. 2914 - p 43,5 cm

CONSOLE / METAL CONTAINER



NROP GRG TRT ORS



Art. 2906 - 99 x h20



Art. 2908 - 99 x h30



Art. 2907 - 79 x h20



Art. 2909 - 79 x h30



Art. 2916 - 59 x h30



Art. 2912 - 99 cm ↓



Art. 2910 - 100 cm ↑




Art. 2913 - 79 cm ↓



Art. 2911 - 80 cm ↑

WOODEN DRAWER / SHELF



87 88 89 96 97 01 49

SOLID con lavabo Teorema 2.0
 SOLID with Teorema 2.0 washbasin
 SOLID avec lavabo Teorema 2.0
 SOLID mit Waschbecken Teorema 2.0
 SOLID con lavabo Teorema 2.0
 SOLID с умывальником Teorema 2.0



Art. 2901
 Art. 2912
 Art. 2905



Art. 2901
 Art. 2906



Art. 2901
 Art. 2906
 Art. 2905



Art. 2901
 Art. 2906
 2x Art. 2905



Art. 2901
 Art. 2908



Art. 2901
 Art. 2908
 Art. 2905

SOLID con mensola superiore e lavabo generico*
 SOLID with upper shelf and generic washbasin*
 SOLID avec tablette supérieure et lavabo générique*
 SOLID mit Ablage oben und Standardwaschbecken*
 SOLID con repisa superior y lavabo genérico*
 SOLID с верхней полкой и стандартным умывальником*



Art. 2901 + Art. 2910
 Art. 2912
 Art. 2905



Art. 2901 + Art. 2910
 Art. 2906



Art. 2901 + Art. 2910
 Art. 2906
 Art. 2905



Art. 2901 + Art. 2910
 Art. 2906
 2x Art. 2905



Art. 2901 + Art. 2910
 Art. 2908



Art. 2901 + Art. 2910
 Art. 2908
 Art. 2905

Diva

by Scarabeo

Elegantemente essenziale,
attira l'attenzione da vera protagonista.
Come solo una DIVA sa fare ti offre una visione
raffinata nascondendo al suo interno
molteplici qualità, tutte da scoprire.

DIVA è la nuova idea di arredo bagno
che Scarabeo ha progettato per completare e
arricchire l'ecclettica collezione di lavabi Moon.
Una collezione che contempla un'ampia varietà
di figure caratterizzate da un'anima sottile
ma dalle dimensioni generose.

Its essential elegance will draw your attention,
just like a DIVA. It offers a refined vision and
multiple concealed qualities for you to discover.

DIVA is the new bathroom furniture concept
designed by Scarabeo to complete the
eclectic Moon washbasin collection.
The range includes a large variety of figures
characterized by a refined soul
and generous dimensions.









Diva

Già disponibile nelle tre varianti cromatiche del metallo Nero opaco, Grigio e Tortora, oggi la struttura di DIVA si presenta anche nella raffinata finitura oro spazzolato. Una finitura capace di trasmettere forti sensazioni dettate da uno stile regale e al tempo stesso elegantemente contemporaneo.

Already available in three colour finishes - matt Black, Gray and Dove-Gray - today the DIVA structure is also available in a refined brushed gold finish, which transmits strong emotions dictated by a regal, yet elegantly contemporary style.



DIV21



Art. 2702 _NROP
L44 P39 H77,5 Cm
Consolle per lavabo
Washbasin console

Art. 2711 _01
L39,5 P35 H30 Cm
Cassetto
Drawer

Art. 2713 _NROP _49
L30 Cm
Porta asciugamani con mensola in ceramica
Towel rail with ceramic shelf

Art. 2201
Ø50 Cm
Specchio tondo retroilluminato
Round backlit mirror

DIV22

Washbasin
MOON 42R H18
Art. 5504 _41
42 x 42 Cm





DIV22



DIVA sposa il piacevole contrasto dato dall'ampiezza del bacino e la leggerezza dei bordi tratto distintivo di tutta la collezione Moon presentandosi con una struttura tubolare in metallo capace di accogliere con carattere e personalità la presenza importante del lavabo creando un connubio di perfetta armonia delle forme.

DIVA is characterized by a pleasing contrast between the wide size of the bowl and the fineness of its edges, which is a distinguishing feature of the Moon collection.

The tubular metal structure holds the impressive presence of the washbasin with a strong personality, creating a perfect harmony of shapes.

Diva





Art. 2702 _NROP
L44 P39 H77,5 Cm
Consolle per lavabo
Washbasin console

Art. 2711 _49
L39,5 P35 H30 Cm
Cassetto
Drawer

Art. 2713 _NROP _49
L30 Cm
Porta asciugamani con mensola in ceramica
Towel rail with ceramic shelf

Art. 2201
Ø50 Cm
Specchio tondo retroilluminato
Round backlit mirror

DIV23

Washbasin
MOON 42R H18
Art. 5504 _41
42 x 42 Cm

Art. 2703 _NROP
L74,5 P39 H77,5 Cm
Consolle per lavabo
Washbasin console

Art. 2716 _55
L72 P42 H1,5 Cm
Ripiano in ceramica per Art. 2703
con predisposizione per lavabi GLAM
Ceramic shelf for Art. 2703 ready
for installation in GLAM washbasins

Art. 2712 _49
L70 P35 H30 Cm
Cassetto
Drawer

Art. 2713 _NROP _49
L30 Cm
Porta asciugamani con mensola in ceramica
Towel rail with ceramic shelf

Art. 2207
100 x 45 Cm
Specchio ovale retroilluminato
Oval backlit mirror

DIV24

Washbasin
GLAM Ø39
Art. 1807 _55
Ø39 Cm





DIV24





DIVA è una proposta dinamica e raffinata, perfetta per ogni tipologia di sala da bagno, anche di piccole dimensioni. Le numerose possibilità di abbinamento di lavabi, finiture, legni e colori porta le possibili configurazioni a raggiungere oltre 100 soluzioni diverse.

DIVA is a dynamic, refined proposal and is the perfect solution for all types of bathroom, also in a limited space. The multiple combinations of wash basins, finishes, wood essences and colours give life to over 100 different solutions.

Diva





DIV/24b



Art. 2703 _NROP
L74,5 P39 H77,5 Cm
Consolle per lavabo
Washbasin console

Art. 2716 _52
L72 P42 H1,5 Cm
Ripiano in ceramica per Art. 2703
con predisposizione per lavabi GLAM
Ceramic shelf for Art. 2703 ready
for installation in GLAM washbasins

Art. 2712 _49
L70 P35 H30 Cm
Cassetto
Drawer

Art. 2713 _NROP _49
L30 Cm
Porta asciugamani con mensola in ceramica
Towel rail with ceramic shelf

Art. 2207
100 x 45 Cm
Specchio ovale retroilluminato
Oval backlit mirror

DIV24b

Washbasin
GLAM Ø39
Art. 1807 _ 52
Ø39 Cm





La collezione DIVA, l'elegantissima proposta di arredobagno che Scarabeo ha progettato per completare ed arricchire l'eccentrica collezione di lavabi Moon, stupisce ancora una volta presentandosi con nuove e inedite finiture offrendo policrome combinazioni tra ceramica, struttura ed accessori.

The DIVA collection is a very elegant proposal for bathroom furnishings designed by Scarabeo to complete and enrich the eclectic collection of Moon washbasins. Once again, the range surprisingly comprises new original finishes with polychromatic combinations of ceramic, structure and accessories.

Diva





Art. 2703 _ORS
L74,5 P39 H77,5 Cm
Consolle per lavabo
Washbasin console

Art. 2716 _56
L72 P42 H1,5 Cm
Ripiano in ceramica per Art. 2703
con predisposizione per lavabi GLAM
Ceramic shelf for Art. 2703 ready
for installation in GLAM washbasins


Art. 2710 _56
L72 P42 H1,5 Cm
Ripiano in ceramica
Ceramic shelf

Art. 2714 _ORS _56
L45 Cm
Porta asciugamani con mensola in ceramica
Towel rail with ceramic shelf

Art. 2202
Ø70 Cm
Specchio tondo retroilluminato
Round backlit mirror

DIV25

Washbasin
GLAM Ø39
Art. 1807 _ 56
Ø39 Cm





DIV25



Art. 2703 _NROP
L74,5 P39 H77,5 Cm
Consolle per lavabo
Washbasin console

Art. 2716 _56
L72 P42 H1,5 Cm
Ripiano in ceramica per Art. 2703
con predisposizione per lavabi GLAM
Ceramic shelf for Art. 2703 ready
for installation in GLAM washbasins

Art. 2710 _56
L72 P42 H1,5 Cm
Ripiano in ceramica
Ceramic shelf

Art. 2713 _NROP _56
L30 Cm
Porta asciugamani con mensola in ceramica
Towel rail with ceramic shelf

Art. 2207
100 x 45 Cm
Specchio ovale retroilluminato
Oval backlit mirror

DIV26

Washbasin
GLAM Ø39
Art. 1807 _ 56
Ø39 Cm







DIV26



Art. 2703 _NROP
L74,5 P39 H77,5 Cm
Consolle per lavabo
Washbasin console

Art. 2716 _54
L72 P42 H1,5 Cm
Ripiano in ceramica per Art. 2703
con predisposizione per lavabi GLAM
Ceramic shelf for Art. 2703 ready
for installation in GLAM washbasins

Art. 2710 _54
L72 P42 H1,5 Cm
Ripiano in ceramica
Ceramic shelf

Art. 2201
Ø50 Cm
Specchio tondo retroilluminato
Round backlit mirror

DIV26b

Washbasin
GLAM Ø39
Art. 1807 _ 54
Ø39 Cm





DIV26b

Art. 2703 _ORS
L74,5 P39 H77,5 Cm
Consolle per lavabo
Washbasin console

Art. 2710 _F
L72 P42 H1,5 Cm
Ripiano in ceramica
Ceramic shelf

Art. 2202
Ø70 Cm
Specchio tondo retroilluminato
Round backlit mirror

DIV27

Washbasin
MOON 70R H18
Art. 5505 _F
72 x 42 Cm







DIV27



Art. 2702 _NROP
L44 P39 H77,5 Cm
Consolle per lavabo
Washbasin console

Art. 2709 _E
L42 P42 H1,5 Cm
Ripiano in ceramica
Ceramic shelf

Art. 2201
Ø50 Cm
Specchio tondo retroilluminato
Round backlit mirror

DIV28

Washbasin
MOON 42R H18
Art. 5504 _E
42 x 42 Cm





DIV28





Art. 2703 _NROP
L74,5 P39 H77,5 Cm
Consolle per lavabo
Washbasin console

Art. 2710 _E
L72 P42 H1,5 Cm
Ripiano in ceramica
Ceramic shelf

Art. 2202
Ø70 Cm
Specchio tondo retroilluminato
Round backlit mirror

DIV/29

Washbasin
MOON 70R H18
Art. 5505 _E
72 x 42 Cm


Diva

Oltre ad un'ampia scelta di mensole in ceramica smaltata nelle finiture Pearl, Ardesia, Lava, Ash, Tabacco, Sand, Blu opaco, Rosa opaco e Verde opaco e ad una variegata proposta di soluzioni contenitive e funzionali come mensole e cassetti in legno nelle essenze dell'Alpaca, Cesio verde, Macassar, Rovere Brizzo e Rovere Nodato, DIVA propone quest'anno due nuove varianti di cassetti contenitivi disponibili nelle finiture Bianco lucido e Nero opaco e le nuove mensole in ceramica con finitura marmo bianco, nero e travertino.

In addition to a wide choice of glazed ceramic shelves in Pearl, Ardesia, Lava, Ash, Tabacco, Sand, matt Blue, matt Pink and matt Green finishes and to a varied proposal of functional storage solutions, such as wood shelves and drawers in Alpaca, Cesio verde, Macassar, Rovere Brizzo and Rovere Nodato essences, this year DIVA offers two new variants of storage drawers in glossy White and matt Black finishes and the new ceramic shelves with white, black and travertine marble finish.

DIV/29





Art. 2701 _NROP
L44 P39 H63,5 Cm
Consolle per lavabo
Washbasin console

Art. 2709 _G
L42 P42 H1,5 Cm
Ripiano in ceramica
Ceramic shelf

Art. 2201
Ø50 Cm
Specchio tondo retroilluminato
Round backlit mirror

DIV30

Washbasin
MOON 42 H40
Art. 5503 _G
42 x 42 Cm





DIV30



Art. 2702 _NROP
L44 P39 H77,5 Cm
Consolle per lavabo
Washbasin console

Art. 2709 _G
L42 P42 H1,5 Cm
Ripiano in ceramica
Ceramic shelf

Art. 2714 _ORS _49
L45 Cm
Porta asciugamani con mensola in ceramica
Towel rail with ceramic shelf

Art. 2201
Ø50 Cm
Specchio tondo retroilluminato
Round backlit mirror

DIV31

Washbasin
MOON 42 H18
Art. 5501 _G
42 x 42 Cm



DIV31





Art. 2701 _NROP
L44 P39 H63,5 Cm
Consolle per lavabo
Washbasin console

Art. 2709 _F
L42 P42 H1,5 Cm
Ripiano in ceramica
Ceramic shelf

Art. 2714 _NROP _49
L45 Cm
Porta asciugamani con mensola in ceramica
Towel rail with ceramic shelf

Art. 2201
Ø50 Cm
Specchio tondo retroilluminato
Round backlit mirror

DIV32

Washbasin
MOON 42 H40
Art. 5503 _F
42 x 42 Cm





DIV32







Art. 2701 _NROP
L44 P39 H63,5 Cm
Consolle per lavabo
Washbasin console

Art. 2711 _49
L39,5 P35 H30 Cm
Cassetto
Drawer

Art. 2714 _NROP _49
L45 Cm
Porta asciugamani con mensola in ceramica
Towel rail with ceramic shelf

Art. 2201
Ø50 Cm
Specchio tondo retroilluminato
Round backlit mirror

DIV32b

Washbasin
MOON 42 H40
Art. 5503 _F
42 x 42 Cm





Art. 2703 _NROP
L74,5 P39 H77,5 Cm
Consolle per lavabo
Washbasin console

Art. 2716 _E
L72 P42 H1,5 Cm
Ripiano in ceramica per Art. 2703
con predisposizione per lavabi GLAM
Ceramic shelf for Art. 2703 ready
for installation in GLAM washbasins

Art. 2710 _E
L72 P42 H1,5 Cm
Ripiano in ceramica
Ceramic shelf

Art. 2714 _NROP _49
L45 Cm
Porta asciugamani con mensola in ceramica
Towel rail with ceramic shelf

Art. 2201
Ø50 Cm
Specchio tondo retroilluminato
Round backlit mirror

DIV33


Washbasin
GLAM Ø39
Art. 1807 _E
Ø39 Cm

Diva

DIVA è un sistema efficiente e di design,
completo di accessori, che interpreta con
eleganza le esigenze del benessere quotidiano.
Disponibile nelle misure cm 50 e cm 70.

DIVA is an effective design system,
complete with accessories, which elegantly
interprets our daily wellness needs.
Available in cm 50 and cm 70 size.

DIV/33





Art. 2703 _NROP
L74,5 P39 H77,5 Cm
Consolle per lavabo
Washbasin console

Art. 2716 _F
L72 P42 H1,5 Cm
Ripiano in ceramica per Art. 2703
con predisposizione per lavabi GLAM
Ceramic shelf for Art. 2703 ready
for installation in GLAM washbasins

Art. 2710 _F
L72 P42 H1,5 Cm
Ripiano in ceramica
Ceramic shelf

Art. 2714 _NROP _49
L45 Cm
Porta asciugamani con mensola in ceramica
Towel rail with ceramic shelf

Art. 2201
Ø50 Cm
Specchio tondo retroilluminato
Round backlit mirror

DIV34

Washbasin
GLAM Ø39
Art. 1807 _F
Ø39 Cm



Diva CONFIGURATOR



Art. 5503



Art. 5501



Art. 5504




Art. 5502



Art. 5505

WASHBASIN MOON




Art. 1808



Art. 1807

WASHBASIN GLAM



Art. 2701



Art. 2702



Art. 2703



Art. 2704

CONSOLE / EQUIPPED MIRROR



Art. 2707



Art. 2708



Art. 2705



Art. 2706




Art. 2711



Art. 2712

WOODEN DRAWER / SHELF



Art. 2709




Art. 2710



Art. 2715 / 2716 / 2717

CERAMIC SHELF





Art. 5503
Art. 2701
Art. 2705



Art. 5503
Art. 2701
Art. 2711



Art. 5503
Art. 2701
Art. 2707



Art. 5503
Art. 2701
Art. 2709



Art. 5501 / 5504
Art. 2702
Art. 2705



Art. 5501 / 5504
Art. 2702
Art. 2711



Art. 5501 / 5504
Art. 2702
Art. 2707



Art. 5501 / 5504
Art. 2702
Art. 2709



Art. 5502 / 5505
Art. 2703
Art. 2706



Art. 5502 / 5505
Art. 2703
Art. 2712



Art. 5502 / 5505
Art. 2703
Art. 2708



Art. 5502 / 5505
Art. 2703
Art. 2710



Art. 1808 / 1807
Art. 2715 / 2716 / 2717
Art. 2703 - Art. 2706



Art. 1808 / 1807
Art. 2715 / 2716 / 2717
Art. 2703 - Art. 2712



Art. 1808 / 1807
Art. 2715 / 2716 / 2717
Art. 2703 - Art. 2708



Art. 1808 / 1807
Art. 2715 / 2716 / 2717
Art. 2703 - Art. 2710

SCARABEO





CERAMIC




TEOREMA 2.0 - PLUS

Caratterizzata da rigore, eleganza e semplicità, mantenendo nel tempo la stessa essenza di design, TEOREMA ha vissuto la prima evoluzione con la versione 2.0 che ne ha determinato un sostanziale alleggerimento dei bordi che oggi raggiungono una misura di soli 6 mm. Oggi TEOREMA 2.0 si presenta anche nella versione PLUS con dimensioni più generose e un'altezza del lavabo ridotta. Sei nuove proposte di lavabo dall'aspetto più slim ma con maggiore aggetto dalla parete per una migliore facilità di approccio. I nuovi lavabi TEOREMA 2.0 PLUS, infatti, misurano 53 cm di profondità per un'altezza di 12 cm. Con queste dimensioni e con lo scarico spostato verso il lato muro, la collezione diventa "senza barriere", consentendone la certificazione anche nell'ambito dei prodotti utilizzabili dai disabili.


The line is characterized by rigour, elegance and simplicity and has maintained the same design over time. The 2.0 version represents the first evolution of TEOREMA with lightened edges of only 6 mm. TEOREMA 2.0 also comes in a PLUS version with larger dimensions and reduced height. The proposal includes six new washbasins with a slimmer design, but with a greater projection from the wall for a more comfortable use. The new TEOREMA 2.0 PLUS washbasins are 53 cm deep and 12 cm high. With these dimensions and with the drain moved to the wall side, the collection is "barrier-free" and is certified as a suitable product for disabled users.

DESIGN
GIOVANNI CALISTI
STUDIO TECNICO SCARABEO


60 cm



TEOREMA 2.0-PLUS 60R
Art. 5146 - Pag. 124




TEOREMA 2.0 PLUS 60 SHELF DX®
Art. 5147 - Pag. 129




TEOREMA 2.0 PLUS 60 SHELF SX®
Art. 5148 - Pag. 129

80 cm



TEOREMA 2.0 PLUS 80 DOUBLE SHELF®
Art. 5151 - Pag. 132

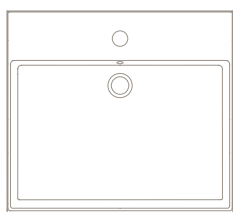


TEOREMA 2.0 PLUS 80 SHELF DX®
Art. 5149 - Pag. 137



TEOREMA 2.0 PLUS 80 SHELF SX®
Art. 5150 - Pag. 137





Art. 5146 - 60 x 53,5 x h12 cm
TEOREMA 2.0-PLUS 60R

Lavabo da appoggio o sospeso, su richiesta tre fori o senza fori rubinetteria

Lay-on or wall-mounted washbasin, on request, available with three holes or without holes for tap set

Lavabo à poser ou suspendu, disponible sur demande avec trois trous ou aucun trou de robinetterie

Aufsatz-oder Hängewaschbecken, auf Anfrage drei oder ohne Armaturlöcher

Lavabo de apoyo o suspendido, sobre pedido con tre foros o ningun para grifería

Раковина умывальника накладная или подвесная. По запросу поставляется с тремя отверстиями под краны или без отверстий

- MODELLO REGISTRATO -

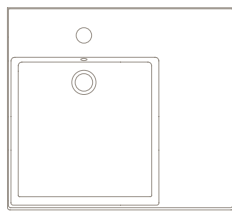
- REGISTERED MODEL -



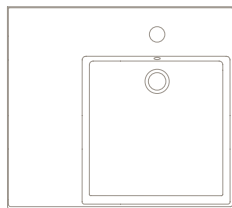








Art. 5147 - 60 x 53,5 x h12 cm
TEOREMA 2.0 PLUS 60 SHELF DX®




Art. 5148 - 60 x 53,5 x h12 cm
TEOREMA 2.0 PLUS 60 SHELF SX®

Lavabo da appoggio o sospeso, su richiesta tre fori o senza fori rubinetteria
 Lay-on or wall-mounted washbasin, on request, available with three holes or without holes for tap set
 Lavabo à poser ou suspendu, disponible sur demande avec trois trous ou aucun trou de robinetterie
 Aufsatz- oder Hängewaschbecken, auf Anfrage drei oder ohne Armaturlöcher
 Lavabo de apoyo o suspendido, sobre pedido con tre foros o ningun para grifería
 Раковина умывальника накладная или подвесная. По запросу поставляется с тремя отверстиями под краны или без отверстий

- MODELLO REGISTRATO -
 - REGISTERED MODEL -







Art. 5151 - 80 x 53,5 x h12 cm
TEOREMA 2.0 PLUS 80 DOUBLE SHELF®

Lavabo da appoggio o sospeso, su richiesta tre fori o senza fori rubinetteria
Lay-on or wall-mounted washbasin, on request, available with three holes or without holes for tap set
Lavabo à poser ou suspendu, disponible sur demande avec trois trous ou aucun trou de robinetterie

Aufsatz-oder Hängewaschbecken, auf Anfrage drei oder ohne Armaturlöcher

Lavabo de apoyo o suspendido, sobre pedido con tres foros o ningun para grifería

Раковина умывальника накладная или подвесная. По запросу поставляется с тремя отверстиями под краны или без отверстий

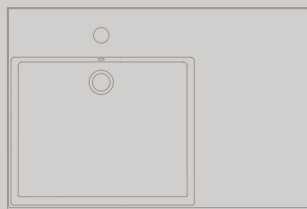
- MODELLO REGISTRATO -
- REGISTERED MODEL -



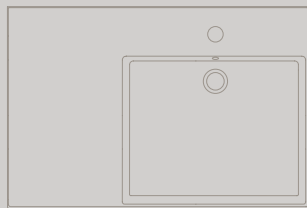








Art. 5149 - 80 x 53,5 x h12 cm
TEOREMA 2.0 PLUS 80 SHELF DX®



Art. 5150 - 80 x 53,5 x h12 cm
TEOREMA 2.0 PLUS 80 SHELF SX®

Lavabo da appoggio o sospeso, su richiesta tre fori o senza fori rubinetteria

Lay-on or wall-mounted washbasin, on request, available with three holes or without holes for tap set

Lavabo à poser ou suspendu, disponible sur demande avec trois trous ou aucun trou de robinetterie

Aufsatz- oder Hängewaschbecken, auf Anfrage drei oder ohne Armaturlöcher

Lavabo de apoio o suspendido, sobre pedido con tre foros o ningun para grifería

Раковина умывальника накладная или подвесная. По запросу поставляется с тремя отверстиями под краны или без отверстий

- MODELLO REGISTRATO -

- REGISTERED MODEL -












Teorema 2.0




TEOREMA 2.0 - TWIST HUNG WC
Art. 5126/TW - Pag. 144



TEOREMA 2.0 - HUNG BIDET
Art. 5127 - Pag. 144

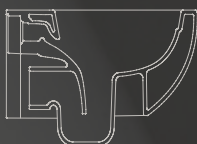


TEOREMA 2.0 120x36
Art. 5153 - Pag. 150

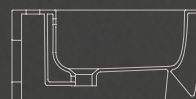


TEOREMA 2.0 120x36S
Art. 5154 - Pag. 150

Glam




GLAM - TWIST HUNG WC
Art. 5201/TW - Pag. 153



GLAM - HUNG BIDET
Art. 5202 - Pag. 153

Etra



ETRA 82x47 SHELF SX
Art. 5212 - Pag. 163



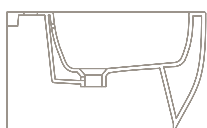
P. 161

Art. 5126/TW - 52 x 36 cm

TEOREMA 2.0 TWIST HUNG WC

Wc Sospeso - Wall-mounted WC - Cuvette suspendue

Hänge-WC - Inodoro Suspendido - Унитаз подвесной



Art. 5127 - 52 x 36 cm

TEOREMA 2.0 HUNG BIDET

Bidet sospeso - Wall-mounted bidet - Bidet suspendu

Hänge-Bidet - Bidet suspendido - Биде подвесное





Scarabeo propone il nuovo WC TEOREMA 2.0, oltre che nella classica finitura bianca della ceramica, anche in tutte le colorazioni già disponibili per le altre collezioni e nelle nuovissime tre finiture bicolori: esterno opaco e interno lucido, esterno ardesia e interno nero lucido ed esterno sand e interno sabbia lucido.

Scarabeo proposes the new TEOREMA 2.0 WC in the classic white ceramic finish, in all the colours available for the other collections and in 3 brand new two-colour finishes: matt for the exterior and glossy for the interior, slate for the exterior and glossy black for the interior, sand for the exterior and glossy sand for the interior.

BICOLORS

B41



B49

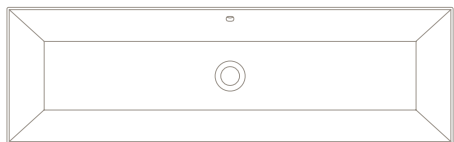


B52



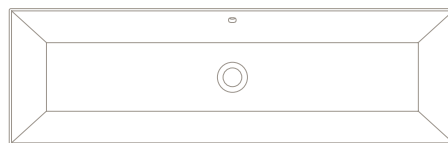






Art. 5154 - 120 x 36 x h0 cm / total 17 cm
TEOREMA 2.0 120x36S

Lavabo sottopiano - Under-top washbasin - Lavabo encastré par dessous
Unterbauwaschbecken - Lavabo bajo encimera - Раковина умывальника под столешницу



Art. 5153 - 120 x 36 x h5 cm / total 17 cm
TEOREMA 2.0 120x36

Lavabo da incasso - Built-in washbasin - Lavabo encastré
Einbauwaschbecken - Lavabo de encaje - Раковина умывальника встраиваемая



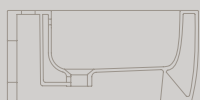




P. 161

Art. 5201 / TW - 50,5 x 36 Cm
GLAM TWIST HUNG WC

Wc Sospeso - Wall-mounted WC - Cuvette suspendue
Hänge-WC - Inodoro Suspendido - Унитаз подвесной



Art. 5202 - 50,5 x 36 Cm
GLAM HUNG BIDET

Bidet sospeso - Wall-mounted bidet - Bidet suspendu
Hänge-Bidet - Bidet suspendido - Биде подвесное

GLAM, l'ecclettica collezione di lavabi di Scarabeo che vanta 14 modelli con diverse forme, dimensioni e applicazioni, si completa del nuovo WC dotato dell'innovativo sistema TWIST.

The GLAM eclectic collection of washbasins by Scarabeo comprises 14 models with different shapes, sizes and applications and is now available with the innovative TWIST system.

Il nuovo WC sospeso della collezione GLAM, caratterizzato da un design pulito, semplice e facilmente inseribile in qualsiasi contesto dell'ambiente bagno, è stato ideato da Scarabeo per garantire prestazioni funzionali ed ecosostenibili di altissimo livello.

The new wall-mounted WC is characterized by a clean, simple design that can be easily integrated in any bathroom setting. It was created by Scarabeo to guarantee the best functional eco-sustainable performance.











TWIST®



Da sempre attenta al design e alle tendenze attuali, Scarabeo propone il nuovo WC GLAM, oltre che nella classica finitura bianca della ceramica, anche in tutte le colorazioni già disponibili per le altre collezioni e nelle nuovissime tre finiture bicolori: esterno opaco e interno lucido, esterno ardesia e interno nero lucido ed esterno sand e interno sabbia lucido.

Always attentive to design and trends, Scarabeo proposes the new GLAM WC in the classic white ceramic finish, in all the colours available for the other collections and in 3 brand new two-colour finishes: matt for the exterior and glossy for the interior, slate for the exterior and glossy black for the interior, sand for the exterior and glossy sand for the interior.



Il sistema TWIST prevede un bordo contenitivo del vaso con un design tale da permettere una riduzione al minimo di qualsiasi fuoriuscita d'acqua. Lo scarico, progettato per consentire un risparmio idrico ancor più performante rispetto ai già esistenti Clean Flush adottati da Scarabeo, è realizzato con un nuovo sistema che limita al massimo il rumore favorendo un alto livello di silenziosità.

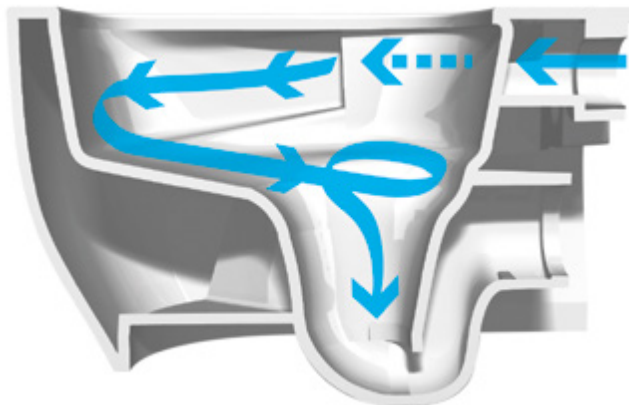
The TWIST system features a containing rim of the bowl that is designed to minimize any water spillage. The new drain can save more water than the existing Clean Flush used by Scarabeo and the new system significantly reduces the noise for a higher level of comfort.

Le système TWIST comprend une bordure de cuve telle qu'elle limite au minimum toute sortie d'eau. La décharge a été conçue pour une économie d'eau supérieure aux systèmes Clean Flush adoptés par Scarabeo. Elle a été réalisée avec un nouveau système limitant le bruit au minimum.

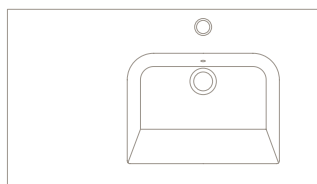
Beim TWIST-System ist der Spülrand des Beckens so geformt, dass ein Herausspritzen von Wasser nahezu ausgeschlossen werden kann. Die Spülung, die im Vergleich zu der von Scarabeo bereits eingesetzten Clean-Flush-Technologie noch wassersparender konzipiert wurde, ist mit einem neuen System ausgestattet, das die Geräusentwicklung weitestgehend begrenzt und dadurch extrem geräuscharm ist.

El sistema TWIST presenta un borde de contención con un diseño que reduce al mínimo las salpicaduras de agua fuera del WC. La descarga, diseñada para permitir un ahorro de agua superior al de las Clean Flush existentes adoptadas por Scarabeo, está realizada con un nuevo sistema que limita todo lo posible el ruido, favoreciendo el funcionamiento más silencioso.

Продуманный дизайн с системой TWIST и сдерживающим бортом позволяет свести к минимуму разбрызгивание воды из чаши унитаза. Слив обеспечивает экономию воды – еще более эффективную, чем в системах Clean Flush других моделей Scarabeo. Использование новой системы максимально ограничивает шум, что способствует высокому уровню тишины.







Art. 5211 - 82,5 x 47 x h13,5 cm
ETRA 82x47 SHELF SX

Lavabo sospeso - Wall-mounted washbasin

Lavabo suspendu - Hängewaschbecken

Lavabo suspendido - Раковина умывальника подвесная

DecorART

by Scarabeo

Dopo il concept legato al mood DecorLab, che ha visto la creazione di suggestivi pattern decorativi applicabili alla ceramica, Scarabeo introduce una nuova modalità nell'interpretare questo materiale attraverso il percorso DecorArt.

DecorArt, anch'essa un'esplorazione sperimentale che sfrutta le valenze tecnologiche dei nuovi standard digitali, approda a dei risultati di livello stupefacente proponendo tre nuove finiture ispirate alla bellezza del marmo.

Marmo nero, bianco e travertino, con le loro classiche e raffinate sfumature, sono i nuovi decori che trasformano la ceramica in un materiale ad alto valore estetico, difficilmente distinguibile a livello visivo dalla pietra originale.

After the concept linked to the DecorLab mood, which saw the creation of evocative decorative patterns applicable to ceramics, Scarabeo introduces a new way of interpreting this material with the DecorArt project.

DecorArt is an experimental journey that exploits the technological values of the new digital standards, reaching amazing results and proposing three new finishes inspired by the beauty of marble.

Black marble, white marble and travertine marble, with their classic and refined nuances, are the new decorations that transform ceramics into a material of high aesthetic value, which can be hardly distinguished from the original stone.





E
_ TRAVERTINE



E
_ TRAVERTINE



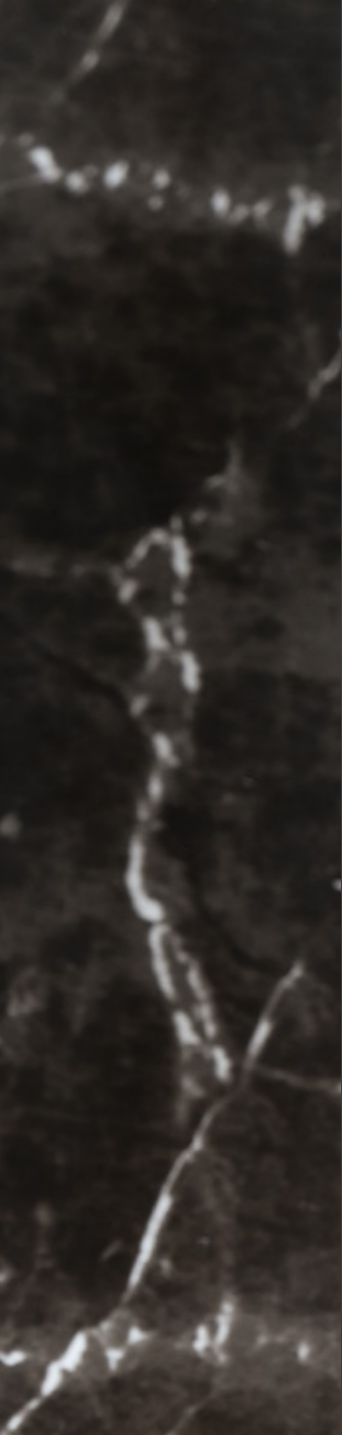
F
_ MARBLE WHITE



Sono quattro le collezioni di Scarabeo interessate dai nuovi pattern DecorArt: Teorema 2.0, caratterizzata da un design essenziale e bordi sottili; l'ampia famiglia dei lavabi Glam con le loro linee gentili ed eleganti; tutta la serie Moon, che si distingue per l'ampiezza del bacino e la leggerezza dei bordi e la collezione di arredobagno Diva che, oltre ad essere nata per accogliere i lavabi Moon, si dota anche della variante delle mensole decorate con finitura marmo per un impatto visivo di assoluta classe.

Four Scarabeo collections are enriched with the new DecorArt patterns: the Teorema 2.0 collection with essential design and thin edges; the wide family of Glam washbasins with gentle and elegant lines; the entire Moon series, which stands out for the width of the bowl and the lightness of the edges; and the Diva bathroom furniture collection which, in addition to being designed to accommodate the Moon washbasins, is also provided with the marble finish shelves for a high-class visual impact.





G

_ MARBLE BLACK

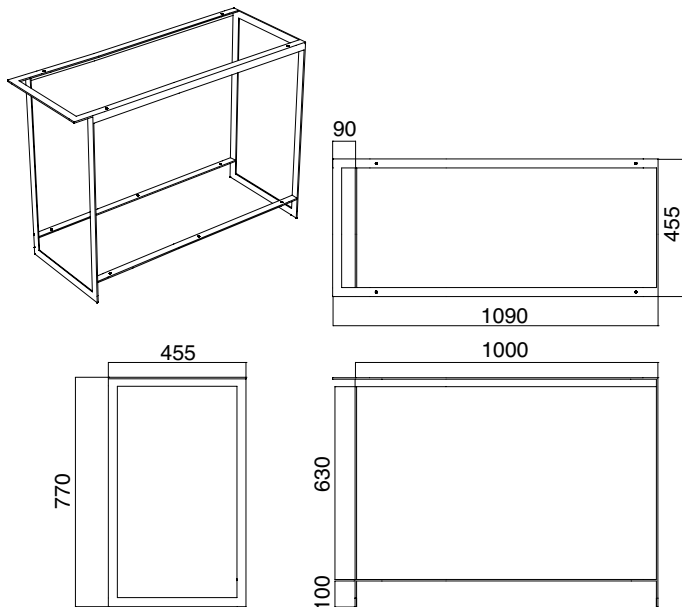
173	Solid
176	Diva
179	Teorema 2.0 Plus
182	Teorema 2.0 Update
184	Glam Update
185	Etra Update

SPECIFICATIONS

SOLID

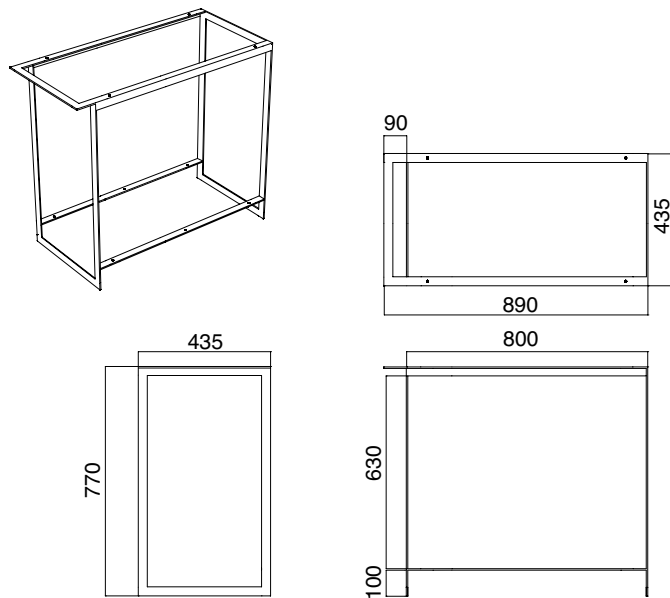
SOLID Art. 2901 - L109 P45,5 H77 Cm

Consolle a terra per lavabo 100 cm
 Floor-standing table for washbasin 100 cm
 Console à poser pour lavabo 100 cm
 Waschtisch, 100 cm
 Consola de suelo para lavabo 100 cm
 Напольная консоль для умывальника 100 см



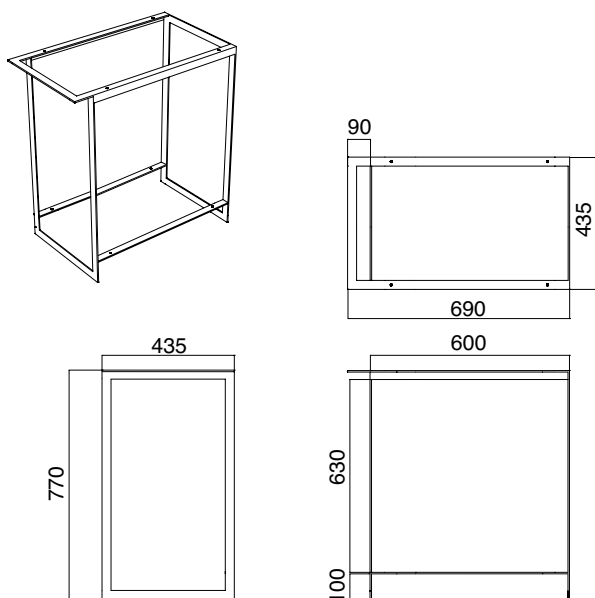
SOLID Art. 2902 - L89 P43,5 H77 Cm

Consolle a terra per lavabo 80 cm
 Floor-standing table for washbasin 80 cm
 Console à poser pour lavabo 80 cm
 Waschtisch, 80 cm
 Consola de suelo para lavabo 80 cm
 Напольная консоль для умывальника 80 см



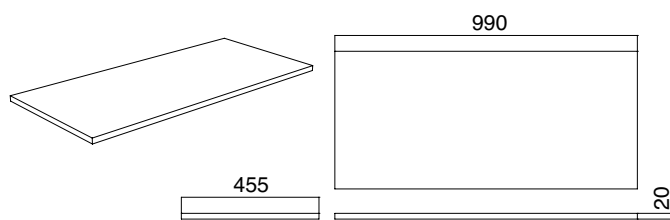
SOLID Art. 2903 - L69 P43,5 H77 Cm

Consolle a terra per lavabo 60 cm
 Floor-standing table for washbasin 60 cm
 Console à poser pour lavabo 60 cm
 Waschtisch, 60 cm
 Consola de suelo para lavabo 60 cm
 Напольная консоль для умывальника 60 см



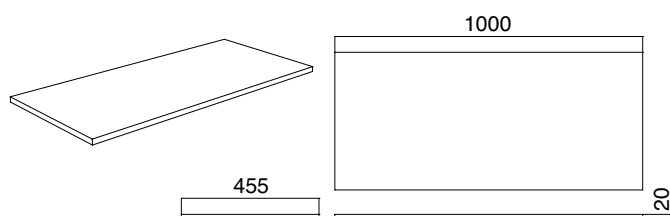
SOLID Art. 2912 - L99 P45,5 H2 Cm

Mensola inferiore per consolle Art. 2901
 Lower shelf for table Art. 2901
 Étagère inférieure pour consolle Art. 2901
 Untere Ablage für Waschtisch Artikel 2901
 Repisa inferior para consola Art. 2901
 Нижняя полка для консоли арт. 2901



SOLID Art. 2910 - L100 P45,5 H2 Cm

Mensola superiore per consolle Art. 2901
 Upper shelf for table Art. 2901
 Étagère supérieure pour consolle Art. 2901
 Obere Ablage für Waschtisch Artikel 2901
 Repisa superior para consola Art. 2901
 Верхняя полка для консоли арт. 2901



SOLID

SOLID Art. 2913 - L79 P43,5 H2 Cm

Mensola inferiore per consolle Art. 2902

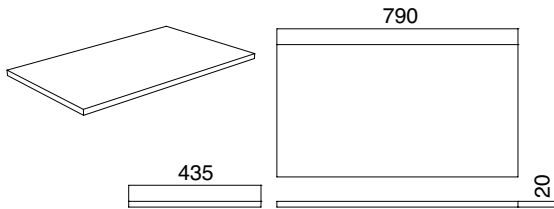
Lower shelf for table Art. 2902

Étagère inférieure pour console Art. 2902

Untere Ablage für Waschtisch Artikel 2902

Repisa inferior para consola Art. 2902

Нижняя полка для консоли арт. 2902



SOLID Art. 2911 - L80 P43,5 H2 Cm

Mensola superiore per consolle Art. 2902

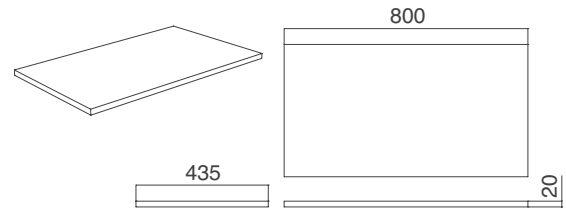
Upper shelf for table Art. 2902

Étagère supérieure pour console Art. 2902

Obere Ablage für Waschtisch Artikel 2902

Repisa superior para consola Art. 2902

Верхняя полка для консоли арт. 2902



SOLID Art. 2905 - 44 x 20 P45,5 Cm

x1 Contenitore metallico profondità 45,5 cm per art. 2901

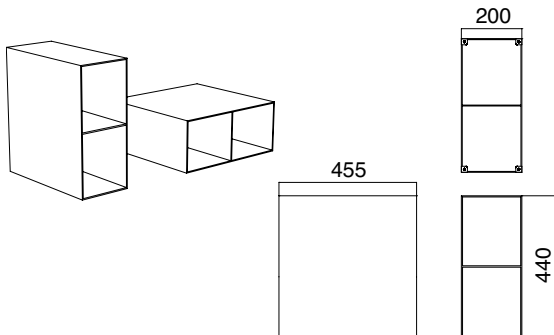
x1 Metal container 45.5 cm depth for art. 2901

x1 Caisson métallique profondeur 45,5 cm pour art. 2901

x1 Metallbehälter, Tiefe 45,5 cm für Artikel 2901

x1 Contenedor metálico profundidad 45,5 cm para art. 2901

x1 Металлический контейнер глубиной 45,5 см для арт. 2901



SOLID Art. 2914 - 44 x 20 P43,5 Cm

x1 Contenitore metallico profondità 43,5 cm per art. 2902

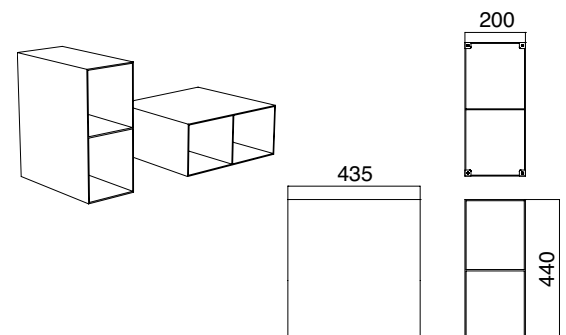
x1 Metal container 43.5 cm depth for art. 2902

x1 Caisson métallique profondeur 43,5 cm pour art. 2902

x1 Metallbehälter, Tiefe 43,5 cm für Artikel 2902

x1 Contenedor metálico profundidad 43,5 cm para art. 2902

x1 Металлический контейнер глубиной 43,5 см для арт. 2902



SOLID Art. 2906 - L99 P45,5 H20 Cm

Cassetto 99 x h20 cm per consolle art. 2901

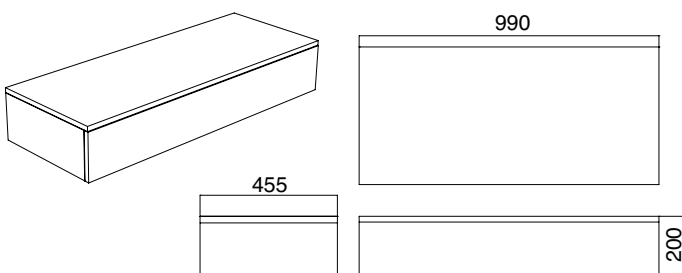
Drawer 99 x h20 cm for table art. 2901

Tiroir 99 x h20 cm pour consoles art. 2901

Schubfach 99 x h20 cm für Waschtisch 2901

Cajón 99 x h20 cm para consola art. 2901

Ящик 99 x B20 см для консоли арт. 2901



SOLID Art. 2908 - L99 P45,5 H30 Cm

Cassetto 99 x h30 cm per consolle art. 2901

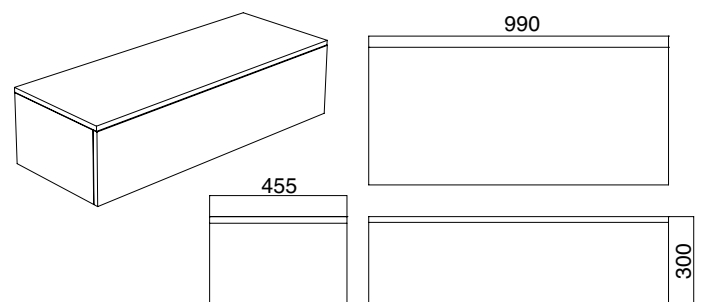
Drawer 99 x h30 cm for table art. 2901

Tiroir 99 x h30 cm pour consoles art. 2901

Schubfach 99 x h30 cm für Waschtisch 2901

Cajón 99 x h30 cm para consola art. 2901

Ящик 99 x B30 см для консоли арт. 2901



SOLID

SOLID Art. 2907 - L79 P43,5 H20 Cm

Cassetto 79 x h20 cm per consolle art. 2902

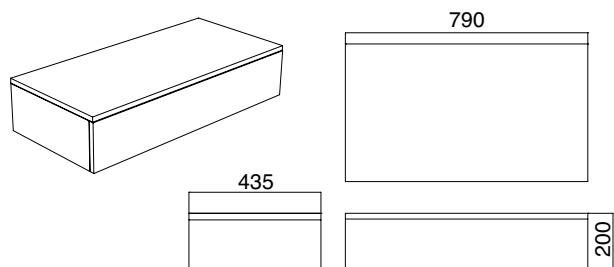
Drawer 79 x h20 cm for table art. 2902

Tiroir 79 x h20 cm pour consoles art. 2902

Schubfach 79 x h20 cm für Waschtisch 2902

Cajón 79 x h20 cm para consola art. 2902

Ящик 79 x В20 см для консоли арт. 2902



SOLID Art. 2909 - L79 P43,5 H30 Cm

Cassetto 79 x h30 cm per consolle art. 2902

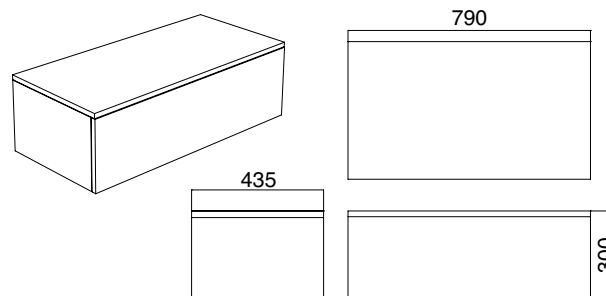
Drawer 79 x h30 cm for table art. 2902

Tiroir 79 x h30 cm pour consoles art. 2902

Schubfach 79 x h30 cm für Waschtisch 2902

Cajón 79 x h30 cm para consola art. 2902

Ящик 79 x В30 см для консоли арт. 2902



SOLID Art. 2916 - L79 P43,5 H30 Cm

Cassetto 59 x h30 cm per consolle art. 2903

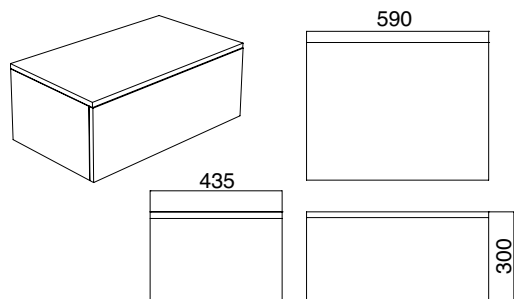
Drawer 59 x h30 cm for table art. 2903

Tiroir 59 x h30 cm pour consoles art. 2903

Schubfach 59 x h30 cm für Waschtisch 29032

Cajón 59 x h30 cm para consola art. 2903

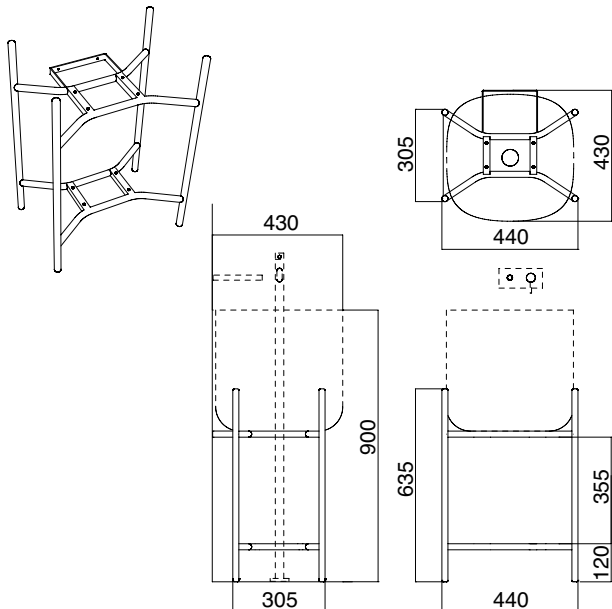
Ящик 59 x В30 см для консоли арт. 2903



DIVA

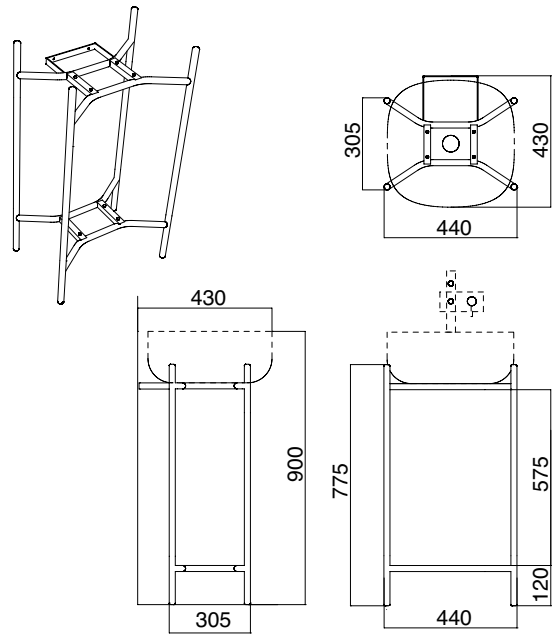
DIVA Art. 2701 - L44 P39 H63,5 Cm

Consolle per lavabo Moon Art. 5503 (42x42x40H)
 Console for Moon washbasin Art. 5503 (42x42x40H)
 Console pour lavabo Moon Art. 5503 (42x42x40H)
 Konsole für Waschbecken Moon, Artikel 5503 (42x42x40H)
 Consola para lavabo Moon Art. 5503 (42x42x40H)
 Консоль для умывальника Moon арт. 5503 (42x42x40H)



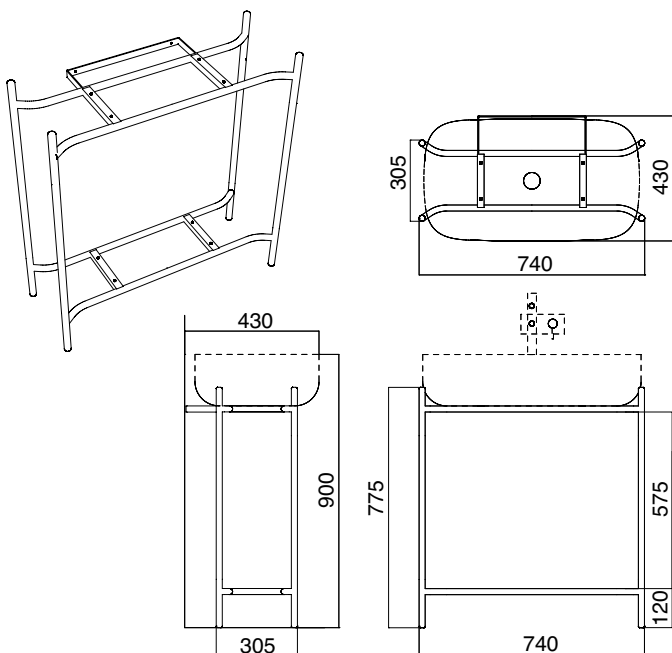
DIVA Art. 2702 - L44 P39 H77,5 Cm

Consolle per lavabo Moon Art. 5501 (42)-5504 (42R)
 Console for Moon washbasin Art. 5501 (42)-5504 (42R)
 Console pour lavabo Moon Art. 5501 (42)-5504 (42R)
 Konsole für Waschbecken Moon, Artikel 5501 (42)-5504 (42R)
 Consola para lavabo Moon Art. 5501 (42)-5504 (42R)
 Консоль для умывальника Moon арт. 5501 (42)-5504 (42R)



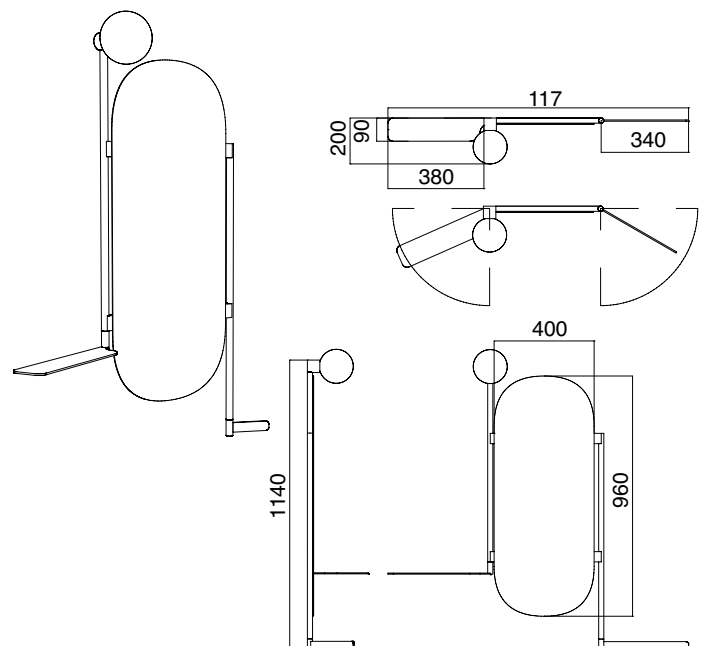
DIVA Art. 2703 - L74,5 P39 H77,5 Cm

Consolle per lavabo Moon 5502 (70)-5005 (70R)
 Console for Moon washbasin Art. 5502 (70)-5005 (70R)
 Console pour lavabo Moon Art. 5502 (70)-5005 (70R)
 Konsole für Waschbecken Moon, Artikel 5502 (70)-5005 (70R)
 Consola para lavabo Moon Art. 5502 (70)-5005 (70R)
 Консоль для умывальника Moon арт. 5502 (70)-5005 (70R)



DIVA Art. 2704 - L45 H90 Cm

Specchio con porta asciugamano, mensola, applique integrata
 Mirror with towel rail, shelf, and built-in wall lamp
 Miroir avec porte-serviette, tablette, applique intégrée
 Spiegel mit Handtuchhalter, Ablage und integrierter Leuchte
 Espejo con toallero, repisa, applique integrado
 Зеркало с держателем для полотенец, полкой и встроенным светильником бра



DIVA

DIVA Art. 2705 - L39,5 P35 H20 Cm

Cassetto H20 per Art. 2701/2702

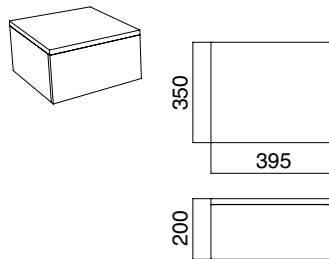
Drawer H20 for Art. 2701/2702

Tiroir H20 pour Art. 2701/2702

Schubfach Höhe 20 für Artikel 2701/2702

Cajón H20 para Art. 2701/2702

Ящик В20 для арт. 2701/2702



DIVA Art. 2706 - L70 P35 H20 Cm

Cassetto H20 per Art. 2703

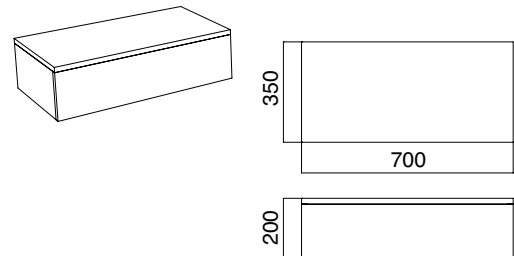
Drawer H20 for Art. 2703

Tiroir H20 pour Art. 2703

Schubfach Höhe 20 für Artikel Art. 2703

Cajón H20 para Art. 2703

Ящик В20 для арт. 2703



DIVA Art. 2711 - L39,5 P35 H30 Cm

Cassetto H30 per Art. 2701/2702

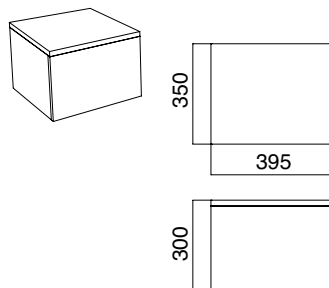
Drawer H30 for 2701/2702

Tiroir H30 pour Art. 2701/2702

Schubfach Höhe 30 für Artikel 2701/2702

Cajón H30 para Art. 2701/2702

Ящик В30 для арт. 2701/2702



DIVA Art. 2712 - L70 P35 H30 Cm

Cassetto H30 per Art. 2703

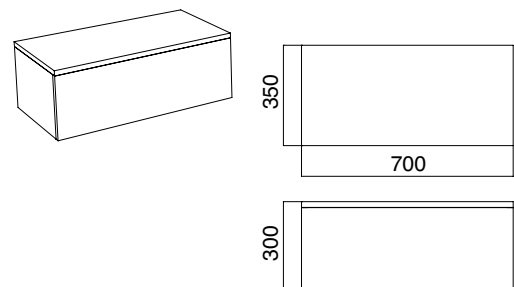
Drawer H30 for Art. 2703

Tiroir H30 pour Art. 2703

Schubfach Höhe 30 für Artikel 2703

Cajón H30 para Art. Art. 2703

Ящик В30 для арт. 2703



DIVA Art. 2707 - L32,5 P26,5 H2 Cm

Ripiano in legno per Art. 2701/2702

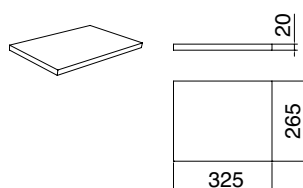
Wooden shelf for Art. 2701/2702

Plateau en bois pour Art. 2701/2702

Top aus Holz für Artikel 2701/2702

Estante de madera para Art. 2701/2702

Деревянная полка для арт. 2701/2702



DIVA Art. 2708 - L61 P26,5 H2 Cm

Ripiano in legno per Art. 2703

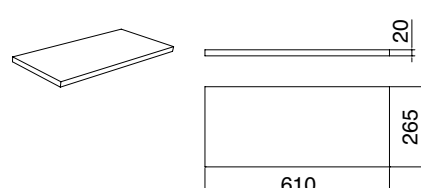
Wooden shelf for Art. 2703

Plateau en bois pour Art. 2703

Top aus Holz für Artikel 2703

Estante de madera para Art. 2703

Деревянная полка для арт. 2703



DIVA Art. 2709 - L42 P42 H1,5 Cm

Ripiano in ceramica per Art. 2701/2702

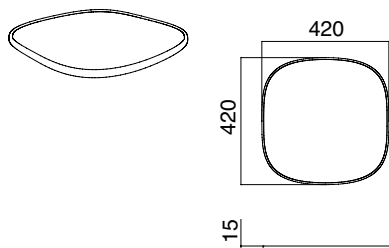
Ceramic shelf for Art. 2701/2702

Plateau en céramique pour Art. 2701/2702

Top aus Keramik für Artikel 2701/2702

Estante de cerámica para Art. 2701/2702

Керамическая полка для арт. 2701/2702



DIVA Art. 2710 - L72 P42 H1,5 Cm

Ripiano in ceramica per Art. 2703

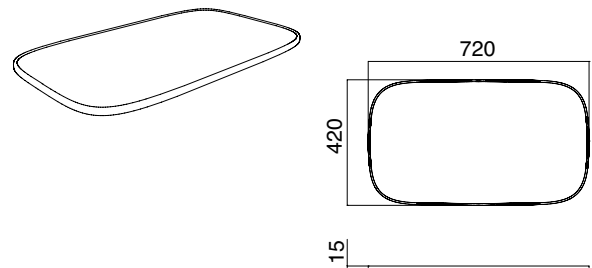
Ceramic shelf for Art. 2703

Plateau en céramique pour Art. 2703

Top aus Keramik für Artikel 2703

Estante de cerámica para Art. 2703

Керамическая полка для арт. 2703



DIVA Art. 2715 / 2716 / 2717 - L72 P42 H1,5 Cm

Ripiano in ceramica per Art. 2703 con predisposizione per lavabi GLAM Art. 1808 / 1807

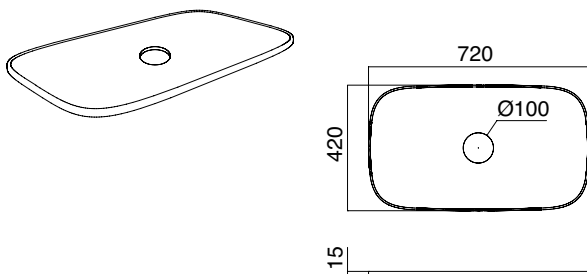
Ceramic shelf for Art. 2703 ready for installation in GLAM washbasins Art. 1808 / 1807

Plateau en céramique pour Art. 2703 avec préparation pour lavabos GLAM Art. 1808 / 1807

Top aus Keramik für Artikel 2703, vorbereitet für die Installation von Waschbecken GLAM, Artikel 1808 / 1807

Estante de cerámica para Art. 2703 con predisposición para lavabos GLAM Art. 1808 / 1807

Керамическая столешница для арт. 2703, готовая для установки умывальников GLAM арт. 1808 / 1807



TEOREMA 2.0 PLUS

TEOREMA 2.0 PLUS 60R

Art. 5146 - 60 x 53,5 Cm

Lavabo da appoggio o sospeso,
predisposto per rubinetteria monoforo,
su richiesta tre fori o senza fori rubinetteria

Lay-on or wall-mounted washbasin, configured
for single-hole tap set, on request, available
with three holes or without holes for tap set

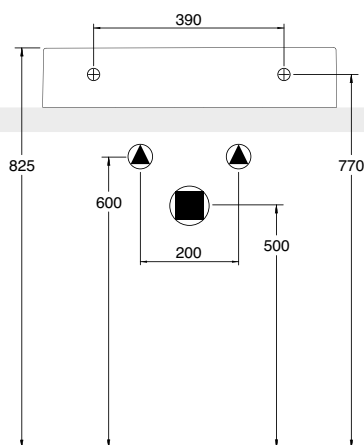
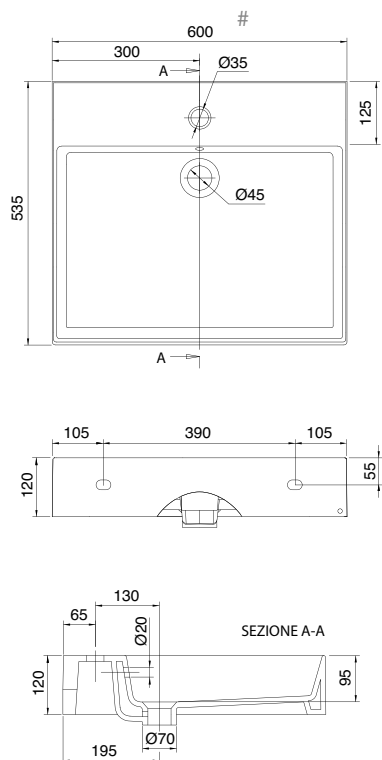
Lavabo à poser ou suspendu, conçu pour
robinetterie monotrou, disponible sur demande
avec trois trous ou aucun trou de robinetterie

Aufsatz-oder Hängewaschbecken,
ausgelegt für 1-Loch-Armatur, auf Anfrage
drei oder ohne Armaturlöcher

Lavabo de apoyo o suspendido con
predisposición para grifería monoforo o sobre
pedido con tre foros o ningun para grifería

Раковина умывальника накладная или подвесная
с одним отверстием под смеситель.

По запросу поставляется с тремя отверстиями
под краны или без отверстий



TEOREMA 2.0 PLUS 60 SHELF DX®

Art. 5147 - 60 x 53,5 Cm

Lavabo da appoggio o sospeso,
predisposto per rubinetteria monoforo,
su richiesta tre fori o senza fori rubinetteria

Lay-on or wall-mounted washbasin, configured
for single-hole tap set, on request, available
with three holes or without holes for tap set

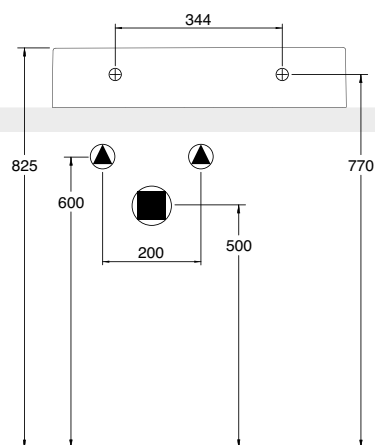
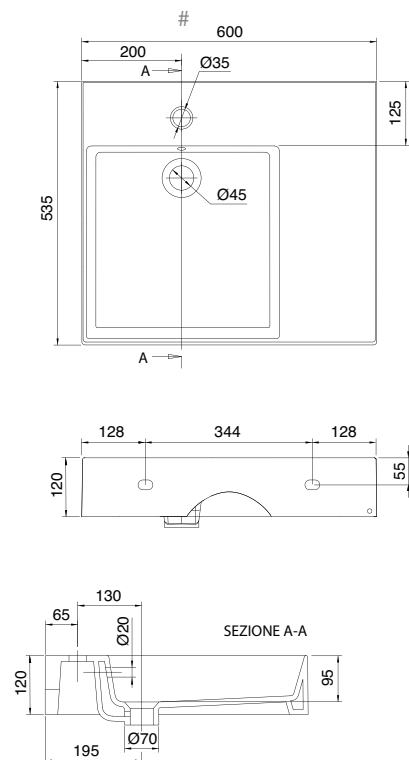
Lavabo à poser ou suspendu, conçu pour
robinetterie monotrou, disponible sur demande
avec trois trous ou aucun trou de robinetterie

Aufsatz-oder Hängewaschbecken,
ausgelegt für 1-Loch-Armatur, auf Anfrage
drei oder ohne Armaturlöcher

Lavabo de apoyo o suspendido con
predisposición para grifería monoforo o sobre
pedido con tre foros o ningun para grifería

Раковина умывальника накладная или подвесная
с одним отверстием под смеситель.

По запросу поставляется с тремя отверстиями
под краны или без отверстий



TEOREMA 2.0 PLUS

TEOREMA 2.0 PLUS 60 SHELF SX®

Art. 5148 - 60 x 53,5 Cm

Lavabo da appoggio o sospeso,
predisposto per rubinetteria monoforo,
su richiesta tre fori o senza fori rubinetteria

Lay-on or wall-mounted washbasin, configured
for single-hole tap set, on request, available
with three holes or without holes for tap set

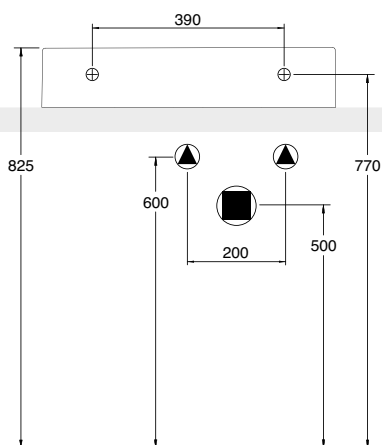
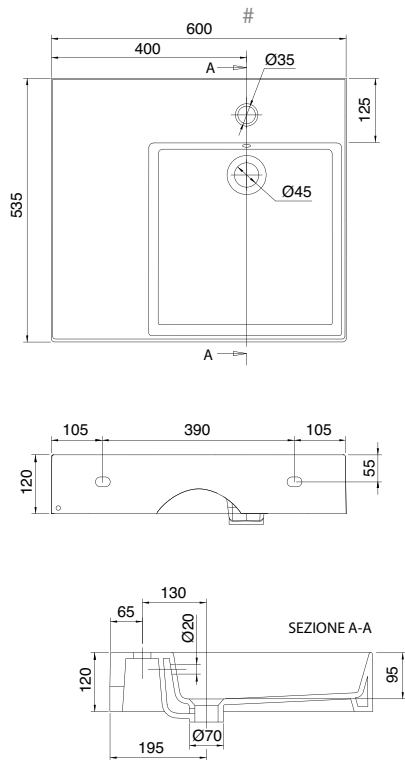
Lavabo à poser ou suspendu, conçu pour
robinetterie monotrou, disponible sur demande
avec trois trous ou aucun trou de robinetterie

Aufsatz-oder Hängewaschbecken,
ausgelegt für 1-Loch-Armatur, auf Anfrage
drei oder ohne Armaturlöcher

Lavabo de apoyo o suspendido con
predisposición para grifería monoforo o sobre
pedido con tre foros o ningun para grifería

Раковина умывальника накладная или подвесная
с одним отверстием под смеситель.

По запросу поставляется с тремя отверстиями
под краны или без отверстий



TEOREMA 2.0 PLUS 80 DOUBLE SHELF®

Art. 5151 - 80 x 53,5 Cm

Lavabo da appoggio o sospeso,
predisposto per rubinetteria monoforo,
su richiesta tre fori o senza fori rubinetteria

Lay-on or wall-mounted washbasin, configured
for single-hole tap set, on request, available
with three holes or without holes for tap set

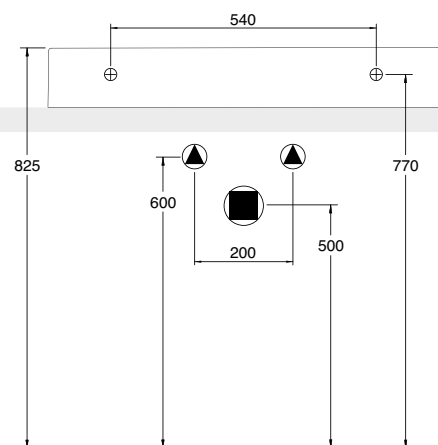
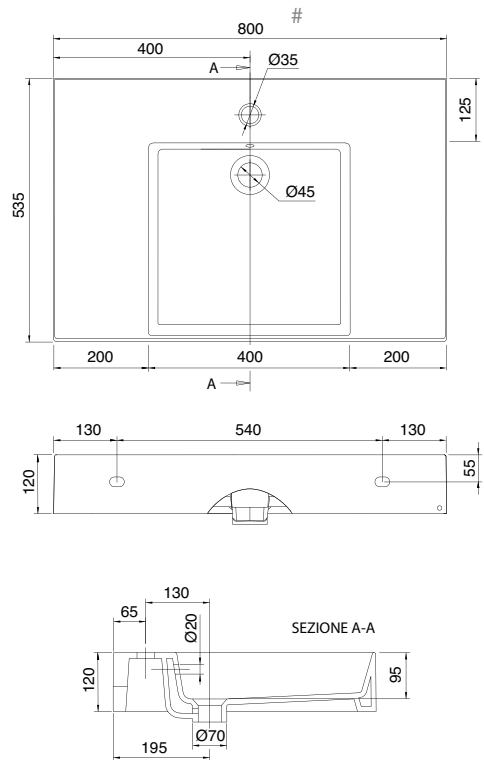
Lavabo à poser ou suspendu, conçu pour
robinetterie monotrou, disponible sur demande
avec trois trous ou aucun trou de robinetterie

Aufsatz-oder Hängewaschbecken,
ausgelegt für 1-Loch-Armatur, auf Anfrage
drei oder ohne Armaturlöcher

Lavabo de apoyo o suspendido con
predisposición para grifería monoforo o sobre
pedido con tre foros o ningun para grifería

Раковина умывальника накладная или подвесная
с одним отверстием под смеситель.

По запросу поставляется с тремя отверстиями
под краны или без отверстий



TEOREMA 2.0 PLUS

TEOREMA 2.0 PLUS 80 SHELF DX®

Art. 5149 - 80 x 53,5 Cm

Lavabo da appoggio o sospeso,
predisposto per rubinetteria monoforo,
su richiesta tre fori o senza fori rubinetteria

Lay-on or wall-mounted washbasin, configured
for single-hole tap set, on request, available
with three holes or without holes for tap set

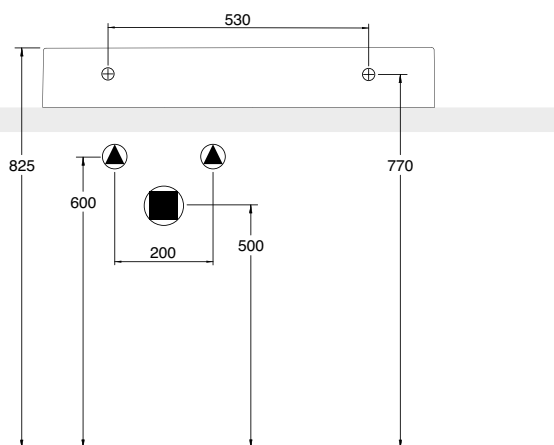
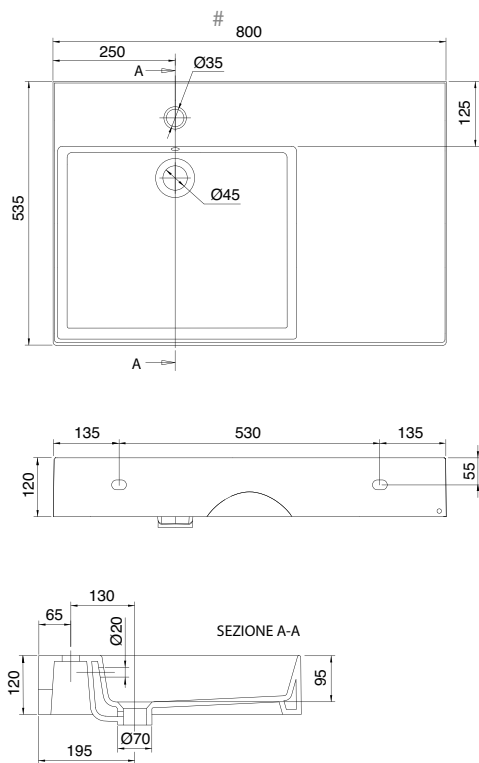
Lavabo à poser ou suspendu, conçu pour
robinetterie monotrou, disponible sur demande
avec trois trous ou aucun trou de robinetterie

Aufsatz-oder Hängewaschbecken,
ausgelegt für 1-Loch-Armatur, auf Anfrage
drei oder ohne Armaturlöcher

Lavabo de apoyo o suspendido con
predisposición para grifería monoforo o sobre
pedido con tre foros o ninguno para grifería

Раковина умывальника накладная или подвесная
с одним отверстием под смеситель.

По запросу поставляется с тремя отверстиями
под краны или без отверстий



TEOREMA 2.0 PLUS 80 SHELF SX®

Art. 5150 - 80 x 53,5 Cm

Lavabo da appoggio o sospeso,
predisposto per rubinetteria monoforo,
su richiesta tre fori o senza fori rubinetteria

Lay-on or wall-mounted washbasin, configured
for single-hole tap set, on request, available
with three holes or without holes for tap set

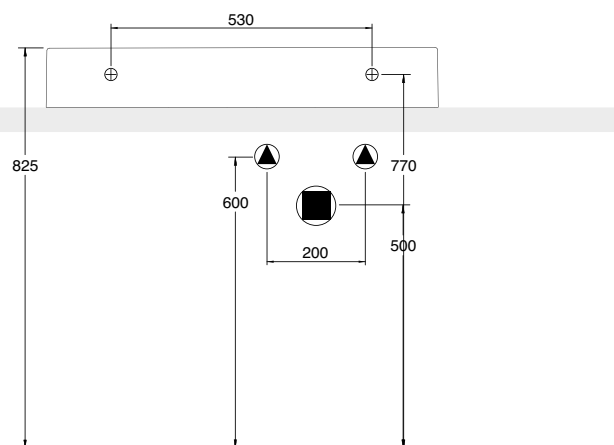
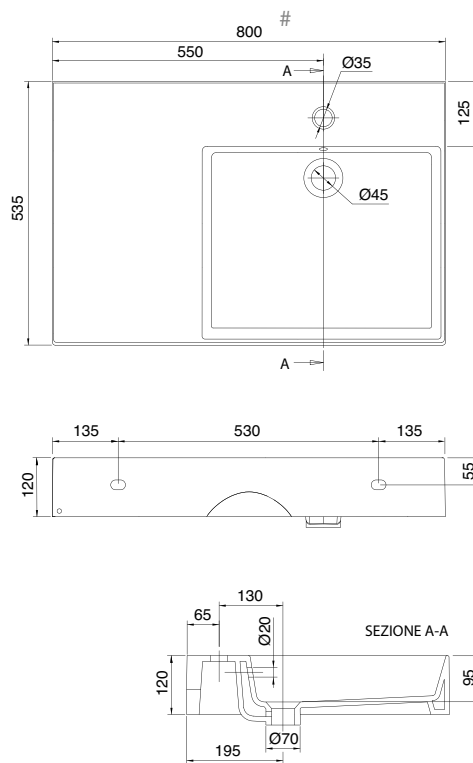
Lavabo à poser ou suspendu, conçu pour
robinetterie monotrou, disponible sur demande
avec trois trous ou aucun trou de robinetterie

Aufsatz-oder Hängewaschbecken,
ausgelegt für 1-Loch-Armatur, auf Anfrage
drei oder ohne Armaturlöcher

Lavabo de apoyo o suspendido con
predisposición para grifería monoforo o sobre
pedido con tre foros o ninguno para grifería

Раковина умывальника накладная или подвесная
с одним отверстием под смеситель.

По запросу поставляется с тремя отверстиями
под краны или без отверстий



TEOREMA 2.0 Update

TEOREMA 2.0 TWIST HUNG WC

Art. 5126/TW - 52 x 36 Cm

Wc Sospeso 6/4,5 lt

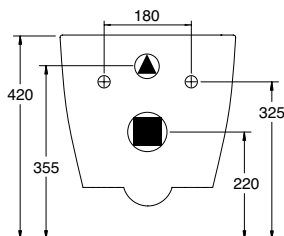
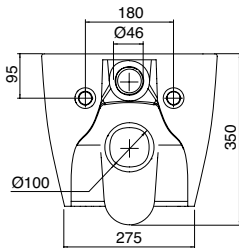
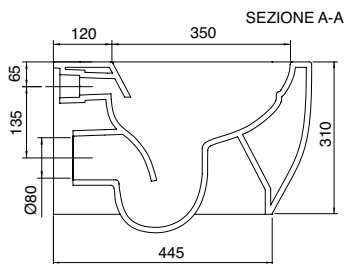
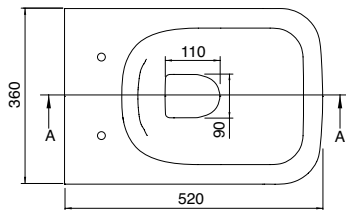
Wall-mounted WC 6/4,5 l

Cuvette suspendue 6/4,5 L

Hänge-WC 6/4,5 lt

Inodoro Suspendido 6/4,5 lt

Унитаз подвесной, 6/4,5л



TEOREMA 2.0 HUNG BIDET

Art. 5127 - 52 x 36 Cm

Bidet sospeso monoforo

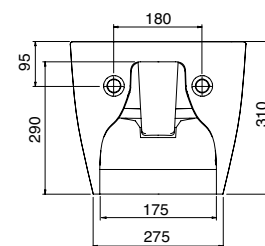
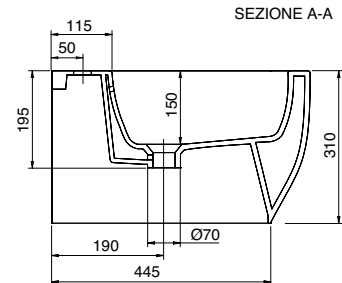
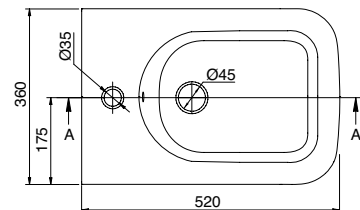
Single-hole wall-mounted bidet

Bidet suspendu monotrou

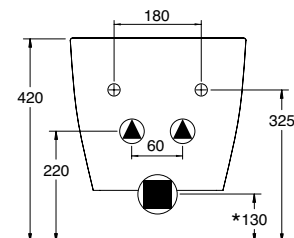
Hänge-Bidet, ausgelegt für 1-Loch-Armatur

Bidet suspendido monoforo

Биде подвесное с одним отверстием



* Art. 10019



TEOREMA 2.0 Update

TEOREMA 2.0 120x36

Art. 5153 - 120 x 36 Cm

Lavabo da incasso

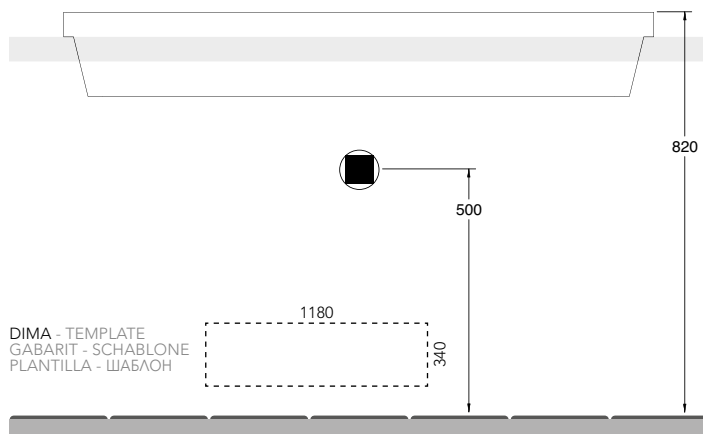
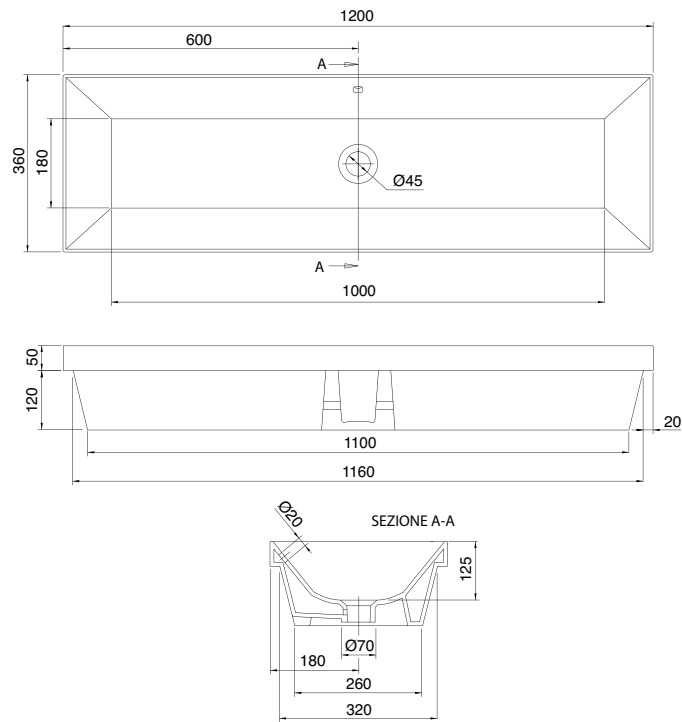
Built-in washbasin

Lavabo encastré

Einbauwaschbecken

Lavabo de encaje

Раковина умывальника встраиваемая



DIMA - TEMPLATE
GABARIT - SCHABLONE
PLANTILLA - ШАБЛОН

TEOREMA 2.0 120x36s

Art. 5154 - 120 x 36 Cm

Lavabo sottopiano

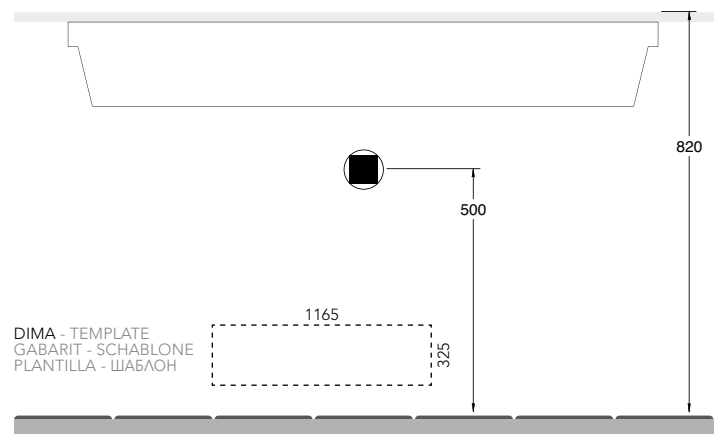
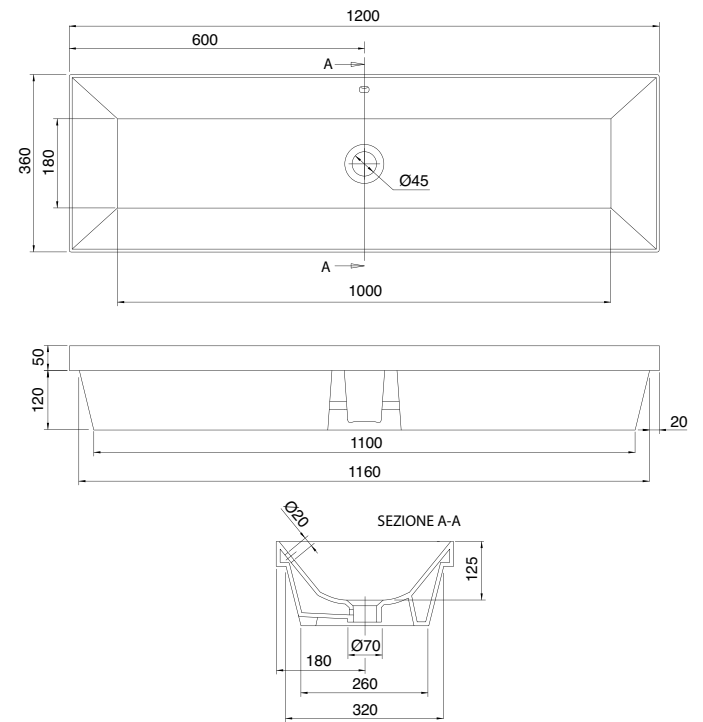
Under-top washbasin

Lavabo encastré par dessous

Unterbauwaschbecken

Lavabo bajo encimera

Раковина умывальника под столешницу



DIMA - TEMPLATE
GABARIT - SCHABLONE
PLANTILLA - ШАБЛОН

GLAM TWIST HUNG WC

Art. 5201/TW - 50,5 x 36 Cm

Wc Sospeso 6/4,5 lt

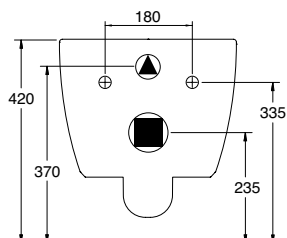
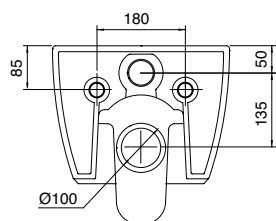
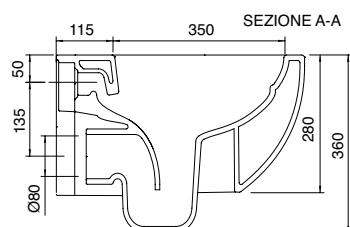
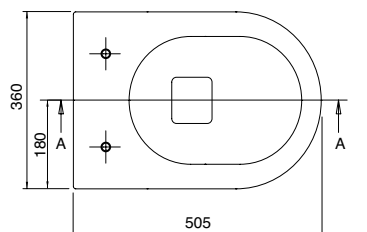
Wall-mounted WC 6/4,5 l

Cuvette suspendue 6/4,5 L

Hänge-WC 6/4,5 lt

Inodoro Suspendido 6/4,5 lt

Унитаз подвесной, 6/4,5л



GLAM HUNG BIDET

Art. 5202 - 50,5 x 36 Cm

Bidet sospeso monoforo

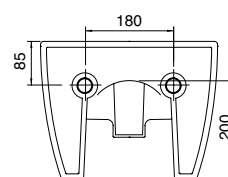
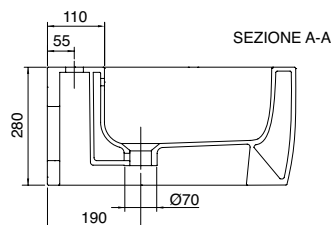
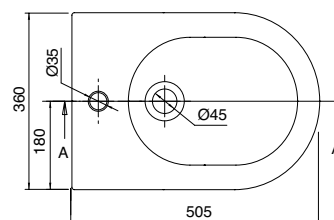
Single-hole wall-mounted bidet

Bidet suspendu monotrou

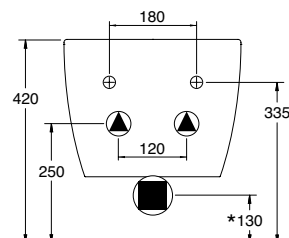
Hänge-Bidet, ausgelegt für 1-Loch-Armatur

Bidet suspendido monoforo

Биде подвесное с одним отверстием



* Art. 10019



ETRA 82x47 SHELF SX

Art. 5212 - 82,5 x 47 Cm

Lavabo sospeso,
predisposto per rubinetteria monoforo

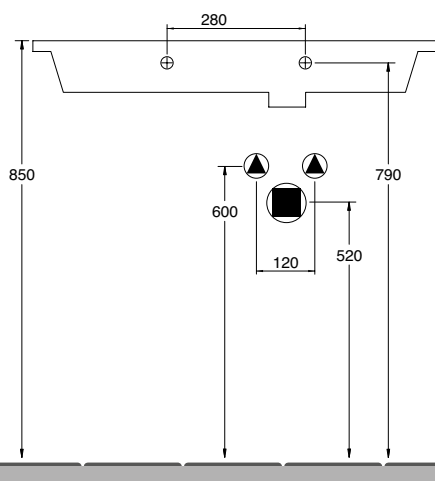
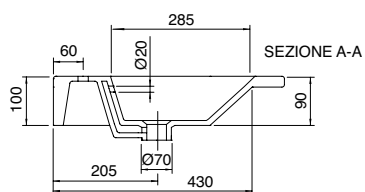
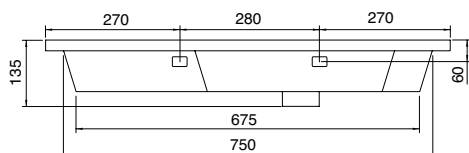
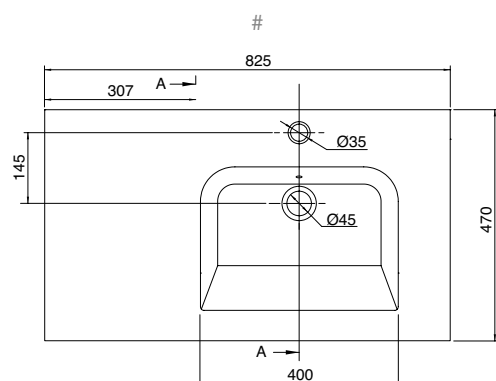
Wall-mounted washbasin,
configured for single-hole tap set











Lavabo suspendu,
conçu pour robinetterie monotrou










Hängewaschbecken,
ausgelegt für 1-Loch-Armatur

Lavabo de encaje con predisposición
para grifería monoforo

Раковина умывальника подвесная
с одним отверстием под смеситель



DecorART	Art.	POIS					FULL POIS				
		 SEV	 SER	 SEM	 SENT	 SENR	 SFLV	 SFLR	 SFLM	 SFLNT	 SFLNR
Moon	5520CL										
	5521										
	5522CL										
	5523										
	5501	✓	✓	✓	✓	✓				✓	
	5504	✓	✓	✓	✓	✓				✓	
	5507	✓	✓	✓	✓	✓				✓	
	5511	✓	✓	✓	✓	✓				✓	
	5512	✓	✓	✓	✓	✓				✓	
Teorema 2.0	5101	✓	✓	✓	✓	✓					
	5102	✓	✓	✓	✓	✓					
	5129	✓	✓	✓	✓	✓					
	5111	✓	✓	✓	✓	✓					
	5112										
	5104	✓	✓	✓	✓	✓					
	5105	✓	✓	✓	✓	✓					
	5110	✓	✓	✓	✓	✓					
	5114	✓	✓	✓	✓	✓					
	5117	✓	✓	✓	✓	✓					
	5115	✓	✓	✓	✓	✓					
	5118	✓	✓	✓	✓	✓					
	5123	✓	✓	✓	✓	✓					
	5108	✓	✓	✓	✓	✓					
	5109	✓	✓	✓	✓	✓					
	5130	✓	✓	✓	✓	✓					
	5131	✓	✓	✓	✓	✓					
5132	✓	✓	✓	✓	✓						
Glam	1809	✓	✓	✓	✓	✓				✓	
	1808	✓	✓	✓	✓	✓				✓	
	1807	✓	✓	✓	✓	✓				✓	
	1806	✓	✓	✓	✓	✓				✓	
	1804										
	1805										
	1811	✓	✓	✓	✓	✓					
Bucket	8801	✓	✓	✓	✓	✓					
	8802	✓	✓	✓	✓	✓					
	8803	✓	✓	✓	✓	✓					
	8804	✓	✓	✓	✓	✓					
	8808	✓	✓	✓	✓	✓					
	8807	✓	✓	✓	✓	✓					
	8811	✓	✓	✓	✓	✓					
	8810	✓	✓	✓	✓	✓					
8809	✓	✓	✓	✓	✓						
Soft	1501	✓	✓	✓	✓	✓	✓	✓	✓	✓	✓
	1502	✓	✓	✓	✓	✓	✓	✓	✓	✓	✓
	1503	✓	✓	✓	✓	✓	✓	✓	✓	✓	✓
Hung	1511	✓	✓	✓	✓	✓	✓	✓	✓	✓	✓
	1512	✓	✓	✓	✓	✓	✓	✓	✓	✓	✓
	1513	✓	✓	✓	✓	✓	✓	✓	✓	✓	✓
Cube	1521	✓	✓	✓	✓	✓	✓	✓	✓	✓	✓
	1522	✓	✓	✓	✓	✓	✓	✓	✓	✓	✓
	1523	✓	✓	✓	✓	✓	✓	✓	✓	✓	✓

COLORS	Art.									
		41	49	37	35	52	53	54	55	56
Moon	5520CL / 5521	✓	✓	✓	✓	✓	✓	✓	✓	✓
	5522CL / 5523	✓	✓	✓	✓	✓	✓	✓	✓	✓
	5524CL / 5525	✓	✓		✓	✓	✓	✓	✓	✓
	5501 / 5502	✓	✓	✓	✓	✓	✓	✓	✓	✓
	5503 / 5504 / 5505	✓	✓	✓	✓	✓	✓	✓	✓	✓
	5506 / 5507 / 5508	✓	✓							
	5509 / 5510	✓	✓							
	5511 / 5512	✓	✓							
Teorema 2.0	5126CL / 5127	✓	✓	✓	✓	✓	✓	✓	✓	✓
	5138CL / 5139	✓	✓	✓	✓	✓	✓	✓	✓	✓
	5101 / 5102	✓	✓	✓	✓	✓	✓	✓	✓	✓
	5111 / 5112	✓	✓							
	5104	✓	✓	✓	✓					
	5105 / 5110	✓	✓	✓	✓	✓	✓	✓	✓	✓
	5114 / 5117 / 5115	✓	✓			✓	✓	✓	✓	✓
	5118 / 5123 / 5119	✓	✓			✓	✓	✓	✓	✓
	5120 / 5124	✓	✓			✓	✓	✓	✓	✓
	5121 / 5122 / 5125	✓	✓							
	5106/R-100A	✓	✓			✓	✓	✓	✓	✓
	5106/R-100B	✓	✓			✓	✓	✓	✓	✓
	5107/R-120A	✓	✓							
	5107/R-120B	✓	✓							
	5142	✓	✓			✓	✓	✓	✓	✓
	5143 / 5116	✓	✓							
	5108 / 5109	✓	✓							
	5130 / 5131 / 5132		✓							
	5133 / 5134 / 5135		✓							
	5136 / 5137		✓							
Glam	1809	✓	✓							
	1808 / 1807 / 1806 / 1804	✓	✓	✓	✓	✓	✓	✓	✓	✓
	1803	✓	✓							
	1802	✓	✓	✓	✓	✓	✓	✓	✓	✓
	1801 / 1811 / 1812	✓	✓							
	1813 / 1813B	✓	✓							
	1805 / 1810	✓	✓							
Veil	6101 / 6102	✓	✓	✓	✓	✓	✓	✓	✓	✓
Soft	1501 / 1502 / 1503	✓	✓	✓						
Hung	1511 / 1512 / 1513	✓	✓	✓						
Cube	1521 / 1522 / 1523	✓	✓	✓						
Thin Line	8045 / 8009 / 8011	✓	✓	✓	✓	✓	✓	✓	✓	✓
Up	1890 / 1891	✓	✓					✓	✓	✓
Cross	2501 / 2502	✓	✓		✓	✓	✓	✓	✓	✓
	2713 / 2714	✓	✓		✓	✓	✓	✓	✓	✓
Diva	2715 / 2716 / 2717	✓	✓		✓	✓	✓	✓	✓	✓
	2709 / 2710	✓	✓		✓	✓	✓	✓	✓	✓

DecorART	Art.			
		F	G	E
Moon	5501	✓	✓	✓
	5502	✓	✓	✓
	5503	✓	✓	✓
	5504	✓	✓	✓
	5505	✓	✓	✓
	5507	✓	✓	✓
Teorema 2.0	5101	✓	✓	✓
	5102	✓	✓	✓
	5129	✓	✓	✓
	5111	✓	✓	✓
	5112	✓	✓	✓
	5104	✓	✓	✓
	5105	✓	✓	✓
	5114	✓	✓	✓
	5117	✓	✓	✓
	5110	✓	✓	✓
	5115	✓	✓	✓
	5118	✓	✓	✓
	5123	✓	✓	✓
	5108	✓	✓	✓
5109	✓	✓	✓	
5130	✓	✓	✓	
5131	✓	✓	✓	
5132	✓	✓	✓	
Glam	1809	✓	✓	✓
	1808	✓	✓	✓
	1807	✓	✓	✓
	1806	✓	✓	✓
	1804	✓	✓	✓
	1802	✓	✓	✓
	1811	✓	✓	✓
Diva	1805	✓	✓	✓
	1810	✓	✓	✓
	2709	✓	✓	✓
	2710	✓	✓	✓
	2715	✓	✓	✓
2716	✓	✓	✓	
2717	✓	✓	✓	

IT) Consigli per la pulizia e la manutenzione del bagno

Tutti i nostri prodotti, realizzati con materiali selezionati e sottoposti a tutti i controlli qualità, sono stati concepiti per durare a lungo nel tempo. Eventuali piccole alterazioni di colore o tono che si possono riscontrare tra gli oggetti sono sinonimo di produzione manuale, non industriale e garantiscono l'unicità del prodotto. Sono pertanto da considerare come caratteristiche di pregio e non difetti oggetto di contestazione. Un'accurata manutenzione ed alcuni piccoli accorgimenti permetteranno di conservare i sanitari sempre come nuovi, mantenendo intatte quelle caratteristiche estetiche e funzionali che determinano l'unicità e l'artigianalità dei prodotti Scarabeo. Il nostro consiglio è di utilizzare sempre una spugna morbida per la pulizia dei lavabi e sanitari e di evitare l'uso di sostanze abrasive, caustiche o aggressive che possono rovinare od opacizzare la ceramica. Per un'igiene più sicura e per rimuovere gli eventuali residui di calcare o di sapone è consigliabile procedere periodicamente ad una pulizia più approfondita utilizzando sempre e comunque un detergente non abrasivo. Un regolare lavaggio con acqua tiepida e sapone, avendo cura di asciugare le superfici con un panno morbido subito dopo l'uso ed una particolare attenzione a non usare oggetti appuntiti o particolarmente ruvidi, saranno sufficienti per mantenere in perfette condizioni il nostro prodotto nel vostro bagno.

EN) Advice on bathroom cleaning and maintenance

All our products are manufactured with carefully selected materials, undergo strict quality controls and are designed to last. The minor alterations in colour or shade of the various items are the result of manual and not industrial production and guarantee a unique product. They should therefore be considered as precious features and not defects to complain about. Careful maintenance and several simple actions ensure that sanitary ware remains as good as new and retains the visual and functional features that guarantee the uniqueness and craftsmanship of Scarabeo products. We suggest always using a damp sponge to clean the washbasins and sanitary ware. Avoid using abrasive, caustic or aggressive products that could damage or dull the ceramic. To ensure perfect hygiene and remove any traces of limescale or soap, it is recommended to clean them thoroughly every now and then, although again using a non-abrasive detergent. Wash our bathroom products regularly with warm water and soap and dry the surfaces thoroughly with a soft cloth after use, and also avoid using sharp or particularly rough objects, to ensure they remain in perfect condition.

FR) Conseils pour le nettoyage et l'entretien de la salle de bain

Tous nos produits sont réalisés à l'aide de matériaux triés sur le volet et soumis à tous les contrôles de qualité nécessaires. Ils ont été conçus afin de résister à l'épreuve du temps. Les petites altérations de couleur ou de ton qui peuvent apparaître sont le résultat d'un processus de production à la main, non industriel. Elles garantissent le caractère unique du produit. Ce sont donc des critères de luxe et ne sont en aucun cas des défauts pouvant faire l'objet d'une réclamation. Un entretien minutieux et le respect de plusieurs conseils vous permettront de préserver votre salle de bain et tous les aspects esthétiques et fonctionnels qui confèrent aux produits Scarabeo leur caractère unique et artisanal. Nous vous conseillons donc d'utiliser toujours une éponge douce pour nettoyer les lavabos et les sanitaires. Évitez les produits abrasifs, caustiques ou agressifs qui pourraient endommager ou matifier la céramique. Pour un nettoyage en toute sécurité et pour éliminer les traces de calcaire ou de savon, procédez à un nettoyage plus approfondi à l'aide d'un détergent non abrasif en toutes circonstances. Effectuez un lavage régulier à l'eau tiède et au savon, en veillant à sécher les surfaces à l'aide d'un chiffon doux directement après utilisation. Veillez à ne pas utiliser d'objets pointus ou rugueux. Vous pourrez ainsi garantir l'état de nos produits et de votre salle de bain.

DE) Empfehlungen für die Reinigung und Instandhaltung des Bades

Alle unsere Produkte sind auf Langlebigkeit ausgelegt, da sie nur aus sorgfältig ausgewählten Materialien hergestellt und strengen Qualitätskontrollen unterzogen werden. Eventuelle geringfügige Farbtonabweichungen zwischen den einzelnen Produkten sind Merkmale der handwerklichen Verarbeitung und garantieren deren Einzigartigkeit. Daher sind solche Abweichungen Qualitätsmerkmale und stellen keine Mängel dar, die Gegenstand von Reklamationen sein könnten. Bei korrekter Pflege und richtiger Behandlung bleiben Ihre Sanitärprodukte über lange Zeit in einem einwandfreien Zustand und erhalten die ästhetischen und funktionellen Eigenschaften, die für die Einzigartigkeit und handwerkliche Verarbeitung der Produkte von Scarabeo charakteristisch sind. Wir empfehlen die Reinigung der Waschbecken und Sanitärprodukte mit einem weichen Schwamm. Vermeiden Sie bitte den Einsatz von Scheuermitteln, ätzenden oder auf sonstige Weise aggressiven Substanzen, die die Oberflächen der Keramik beschädigen oder ihren Glanz beeinträchtigen können. Für eine sichere Hygiene und zur Entfernung von Kalkablagerungen oder Seifenresten empfehlen wir, regelmäßig eine gründlichere Reinigung mit einem grundsätzlich nicht scheuernden Reinigungsmittel durchzuführen. Regelmäßiges Spülen mit lauwarmem Wasser und Seife, nachfolgendes Trocknen mit einem weichen Tuch und das Vermeiden von Kontakt mit spitzen oder sehr rauen Gegenständen ist völlig ausreichend, um die Sanitärprodukte in Ihrem Bad in einem perfekten Zustand zu erhalten.


ES) Consejos para la limpieza y el mantenimiento del baño

Todos nuestros productos, realizados con materiales seleccionados y sometidos a todos los controles de calidad, han sido diseñados para durar a lo largo del tiempo. Es posible que se produzcan pequeñas alteraciones del color o del tono, características de la elaboración manual, no industrial, garantía del carácter único del producto. Por eso deben considerarse características de valor y no defectos de fabricación a reclamar. El mantenimiento preciso y algunas pequeñas precauciones permiten mantener los sanitarios como nuevos, sin que se alteren las características estéticas y funcionales que los hacen únicos y aseguran el carácter artesanal de los productos Scarabeo. Nuestro consejo es utilizar siempre una esponja suave para la limpieza de los lavabos y sanitarios y evitar el uso de sustancias abrasivas, cáusticas o agresivas que podrían arruinar la cerámica y quitarle brillo. Para una higiene más segura y para quitar posibles residuos calcáreos o de jabón se aconseja periódicamente realizar una limpieza más profunda empleando un detergente no abrasivo. Un lavado frecuente con agua tibia y jabón, teniendo cuidado de secar las superficies con un paño blando inmediatamente después del uso, sin utilizar objetos puntiagudos o ásperos, será suficiente para mantener el sanitario en perfectas condiciones.


RU) Рекомендации по очистке и уходу за ванной комнатой

Все наши товары, выполненные из тщательно отобранных материалов, прошедшие весь необходимый контроль качества, были разработаны таким образом, чтобы обеспечить длительный срок эксплуатации. Небольшие отклонения цвета или тона, которые, возможно, Вы встретите, являются следствием того, что товары не были произведены в серийном производстве, но являются результатом ручной работы, и свидетельствуют об их уникальности. Поэтому они должны рассматриваться как ценные характеристики, а не дефекты, являющиеся поводом для рекламации. Благодаря тщательному уходу и соблюдению некоторых несложных мер предосторожности, Ваши сантехнические изделия всегда будут как новые, и сохранятся эстетические и эксплуатационные характеристики, которые определяют уникальность и самобытность, присущие товарам компании Scarabeo. Рекомендуем Вам при очистке умывальников и сантехнических изделий всегда использовать мягкую губку и не прибегать к использованию абразивных, едких или агрессивных веществ, которые могут нанести вред керамическим изделиям или привести к помутнению их покрытия. Для обеспечения более строгой гигиены, а также для удаления возможных остатков известковых отложений или мыла рекомендуется периодически выполнять углубленную очистку, всегда используя для этого неабразивное чистящее средство. С тем, чтобы наши сантехнические товары, которые Вы выбрали для ванной комнаты, сохранили свое прекрасное состояние, будет достаточно регулярной мойки теплой водой с мылом и аккуратной протирки поверхностей мягкой тканевой салфеткой сразу же после использования. Необходимо также тщательно следить за тем, что Вы не используете заостренные или очень шероховатые предметы.

DecorART - POIS




SEV
GREEN




SER
PINK



SEM
BROWN




SENT
NEUTRAL




SENR
BLACK

DecorART - FULL POIS




SFLV
GREEN




SFLR
PINK



SFLM
BROWN



SFLNT
NEUTRAL



SFLNR
BLACK

Interno / esterno - Internal / external - Interne / externe - Intern / extern - Interno / externo - Внутренний / внешний

DecorART - LINE




REV
GREEN




RER
PINK



REM
BROWN




RENT
NEUTRAL

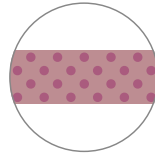


RENR
BLACK


DecorART - POIS STRIP



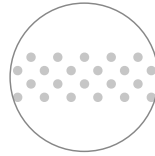
FSV
GREEN




FSR
PINK



FSM
BROWN



FSNT
NEUTRAL




FSNR
BLACK

Interno / esterno - Internal / external - Interne / externe - Intern / extern - Interno / externo - Внутренний / внешний

DecorART - LINE STRIP



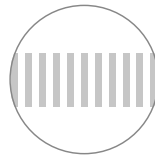
RRV
GREEN




RRR
PINK



RRM
BROWN



RRNT
NEUTRAL



RRNR
BLACK

Interno / esterno - Internal / external - Interne / externe - Intern / extern - Interno / externo - Внутренний / внешний

COLORS



41
PEARL



49
ARDESIA




37
LAVA



35
NIGHT



F
MARBLE WHITE



G
MARBLE BLACK



52
SAND



53
TOBACCO



54
ANTIQUÉ PINK



55
MUSK



56
OCEAN



E
TRAVERTINE

DecorART


METALS




BS
MATT WHITE




49
MATT ARDESIA



NROP
MATT BLACK



GRG
MATT GRAY



TRT
MATT TAUPE



ORS
BRUSHED GOLD

WOOD - FRAME



87
MACASSAR




88
ROVERE BRIZZO




89
ROVERE NODATO



90
STRATOS




91
SABBIA



92
ANTRACITE

WOOD - FRAME 2.0 - SLIDE - ABLE - SOLID - DIVA - FUJI




87
MACASSAR



88
ROVERE BRIZZO



89
ROVERE NODATO



96
ALPACA



97
CESIO

WOOD - CROSS




98
LIGHT WOODEN FINISH



99
DARK WOODEN FINISH


WOOD - PHORMA



93
LACQUER WHITE




94
EGO CHIARO



95
EGO SCURO



F1
LACQUER WHITE-EGO CHIARO



F2
LACQUER WHITE-EGO SCURO



F3
EGO CHIARO-LACQUER WHITE



F4
EGO SCURO-LACQUER WHITE

special thanks to:

SLAMP S.P.A

FIMA CARLO FRATTINI S.P.A.



Scarabeo ceramiche s.r.l.

Concept
C&B pubblicità

Photography
Roberto Costantini - Gate Studio

Pre-Press
Prestampa Firenze




Hand made in Italy

SCARABEO CERAMICHE s.r.l.
Linea arredo bagno
Loc. Pian Del Trullo - 01034 Fabrica Di Roma - VT
Tel. 0039.0761.540028 - Fax 0039.0761.540286
www.scarabeosrl.com - info@scarabeosrl.com

